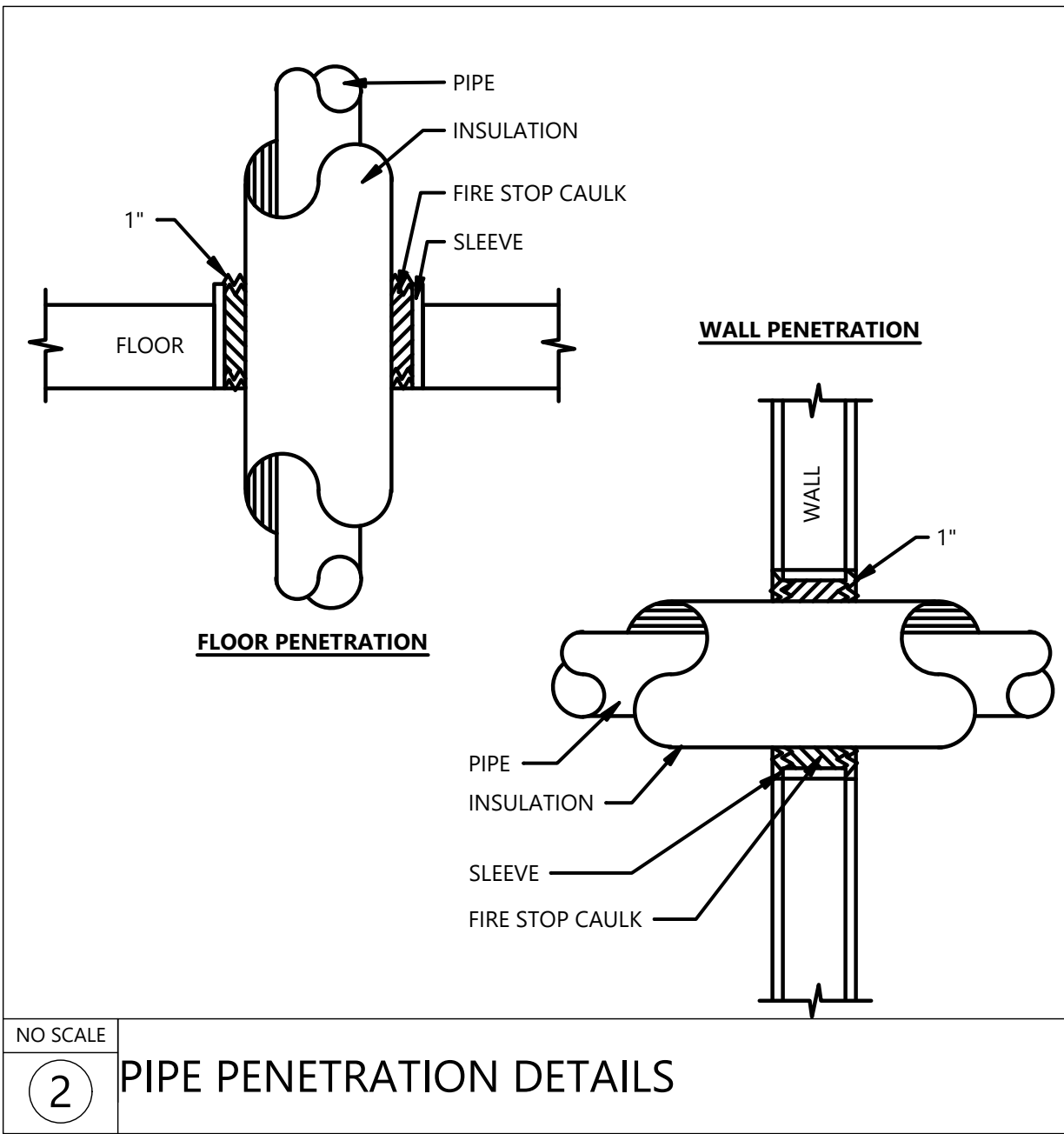
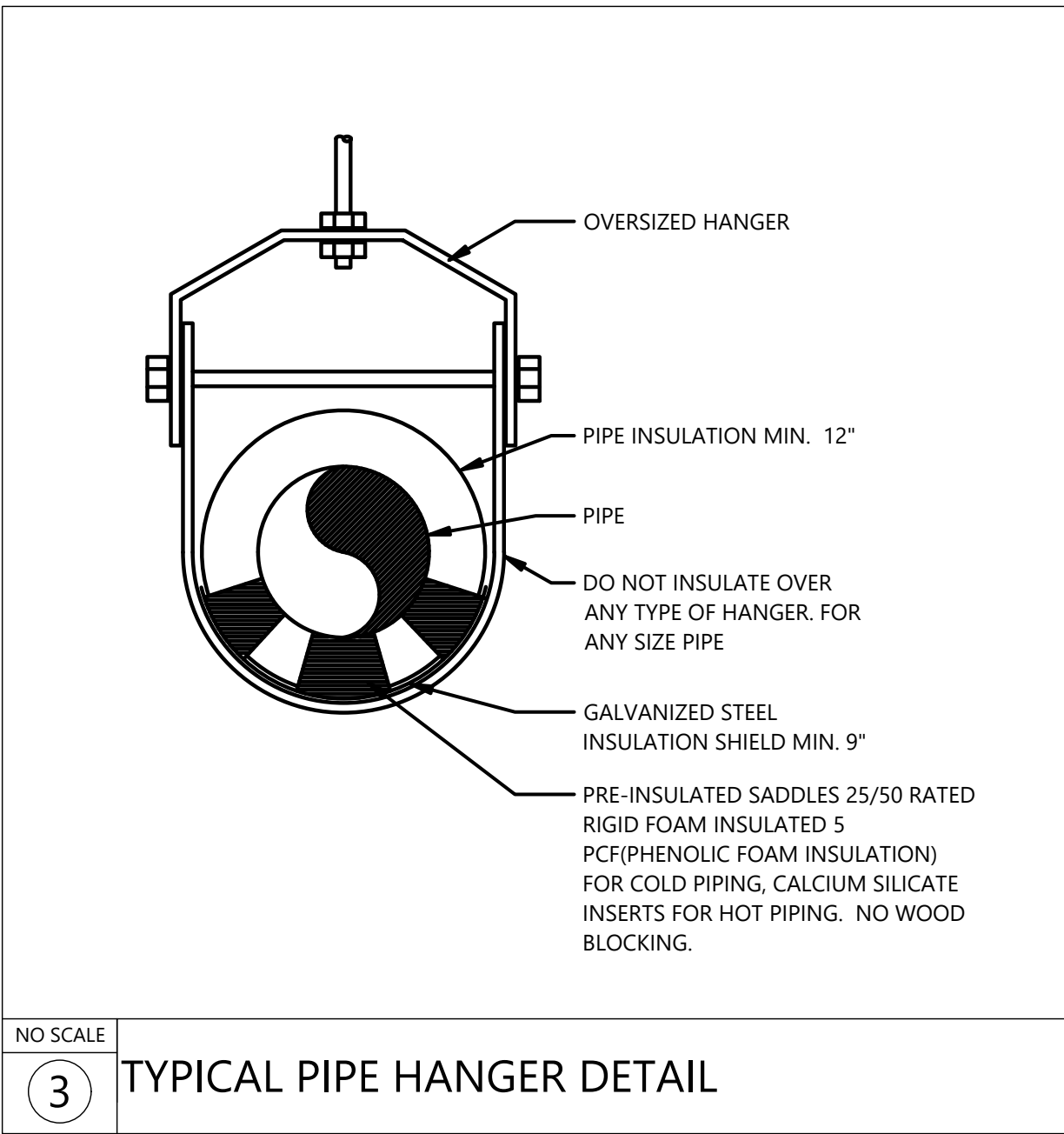


1 TYPICAL WATER HEATER DETAIL



2 PIPE PENETRATION DETAILS



3 TYPICAL PIPE HANGER DETAIL

PLUMBING FIXTURE SCHEDULE															
TAG		MANUFACTURER	MODEL	WATER CONSUMPTION	FINISH	ADA	MOUNTING	CONNECTION	OPERATION	ACCESSORIES	RUNOUT PIPE SIZE				COMMENTS
											CW	HW	W	V	
WATER CLOSET	WC-1 BOWL	AMERICAN STANDARD	COLONY 3/250D.104	1.28 GPF EPA "WATERSENSE"	WHITE VITREOUS CHINA	YES	FLOOR	TANK	MANUAL	SEAT: BEMIS LUSTRA K4650	3/4"	-	3"	2"	-
LAVATORY	LAV-1 BOWL	AMERICAN STANDARD	RELIANT DROP-IN/0476228	-	WHITE VITREOUS CHINA	YES	DROP IN	4" CENTERS	FAUCET	-	1/2"	1/2"	1-1/4"	1-1/4"	-
	LAV-1 FAUCET	KOHLER	BELLERA/K-27378-4N	.5 GPM EPA "WATERSENSE"	POLISHED CHROME	YES	DECK	4" CENTERS	MANUAL	ASSE 1070 THERMOSTATIC MIXING VALVE					-
KITCHEN SINK	SK-1 BOWL	KOHLER	STACCATO/K-3362-1	-	STAINLESS STEEL	YES	DROP IN	SINGLE HOLE	FAUCET	-	-	-	1-1/2"	1-1/2"	-
	SK-1 FAUCET	KOHLER	CRUE/K-22972	1.5 GPM EPA "WATERSENSE"	POLISHED CHROME	YES	DECK	SINGLE HOLE	MANUAL	-	1/2"	1/2"	-	-	-
SHOWER	SH-1 FAUCET	KOHLER	PURIST/K-22170-G	1.75 GPM EPA "WATERSENSE"	POLISHED CHROME	-	WALL	-	MANUAL	PRESSURE BALANCED SHOWER VALVE	1/2"	1/2"	2"	1-1/2"	-
WALL CLEANOUT	WCO	ZURN	Z1446	-	CAST IRON	-	WALL	-	MANUAL	-	-	-	4"	2"	-

ELECTRIC TANK WATER HEATER SCHEDULE							
Tag	Service	Location	HEATING INPUT (kW)	Volt/Ph	Mfg/Model #	Gallons	Notes
EWH-1	LAUNDRY CLOSET	ON FLOOR	9.6kW	240V/1ph	BRADFORD WHITE/ENS50T-6	50	-

PLUMBING LEGEND		
NEW PIPING	ABBR.	DESCRIPTION
---	CW	COLD WATER PIPING
---	HW	HOT WATER PIPING
---	HWR	HOT WATER RETURN PIPING
---	W	SANITARY WASTE PIPING
---	V	SANITARY VENT PIPING
---	D	DRAIN
---	-	ELBOW DOWN
---	-	ELBOW UP
---	-	PIPE CONTINUES
---	-	BALL VALVE
---	CV	CHECK VALVE
---	FCO	FLOOR CLEAN OUT
---	WCO	WALL CLEAN OUT
---	YCO	YARD CLEAN OUT
---	HB	HOSE BIBB/WALL HYDRANT
---	SA	SHOCK ARRESTOR - SUFFIX INDICATES PDI SIZE
---	-	THERMOMETER
---	-	PRESSURE GAUGE
ADDITIONAL ABBREVIATIONS		
ABV	ABOVE	KW KILOWATT
AFF	ABOVE FINISHED FLOOR	LAV LAVATORY
AFG	ABOVE FINISHED GRADE	MBH 1,000 BTUH
BAS	BUILDING AUTOMATION SYSTEM	MFG MANUFACTURER
BEL	BELOW	MH MOUNTING HEIGHT
BFF	BELOW FINISHED FLOOR	PH PHASE
BTUH	BRITISH THERMAL UNIT / HOUR	PSI POUNDS PER SQUARE INCH
CFH	CUBIC FEET PER HOUR	SF SQUARE FEET
CLG	CEILING	SFU SUPPLY FIXTURE UNITS
CONT	CONTINUATION	T&P TEMPERATURE AND PRESSURE
DFU	DRAINAGE FIXTURE UNIT (WASTE)	TYP TYPICAL
DN	DOWN	UR URINAL
(E)	EXISTING	VB VACUUM BREAKER
EX	EXISTING	VLV VALVE
FFE	FINISHED FLOOR ELEVATION	VTR VENT THRU ROOF
FIN	FINISH	WC WATER COLUMN
FL	FLOOR	EC ELECTRICAL CONTRACTOR
FR	FROM	GC GENERAL CONTRACTOR
FU	FIXTURE UNITS	MC MECHANICAL CONTRACTOR
GPC	GALLONS PER CYCLE (METERING)	PC PLUMBING CONTRACTOR
GPF	GALLONS PER FLUSH	
GPM	GALLONS PER MINUTE	
HP	HORSE POWER	
INV	INVERT ELEVATION	

PLUMBING MATERIALS AND NOTES

DOMESTIC WATER PIPING:

- DOMESTIC WATER PIPING AND JOINTS ABOVE GRADE: PROVIDE TYPE 1" HARD DRAWN SEAMLESS COPPER TUBING (ASTM B 88) AND CAST COPPER ALLOY FITTINGS (ASME B16.18). JOINTS 2" AND SMALLER SHALL BE LEAD FREE 95-5 TIN/SILVER SOLDER JOINTS (ASTM B 32).
- STERILIZE THE DOMESTIC WATER SYSTEM IN ACCORDANCE WITH THE AMERICAN WATER WORKS ASSOCIATION'S SPECIFICATIONS AND LOCAL HEALTH DEPARTMENT REGULATIONS.
- INSULATE DOMESTIC WATER PIPING ABOVE GRADE (EXCEPT EXPOSED CONNECTIONS TO PLUMBING FIXTURES) WITH GLASS FIBER INSULATION HAVING A VAPOR BARRIER AND JACKET. PIPE INSULATION SHALL HAVE A CONDUCTIVITY NOT EXCEEDING 0.27 BTUH x SQ. FT. FOLLOW SCHEDULE BELOW:

SERVICE TYPE	PIPE SIZES	INSULATION THICKNESS
DOMESTIC HOT WATER & CIRCULATION	1/2" - 1-1/2"	1"
DOMESTIC HOT WATER & CIRCULATION	1-1/2" - 4"	1-1/2"
DOMESTIC COLD WATER	1/2" - 1-1/4"	1/2"
DOMESTIC COLD WATER	1-1/2" - 4"	1"
- DOMESTIC WATER PIPING INSULATION, JACKETS, COVERINGS, SEALERS, MASTICS AND ADHESIVES ARE REQUIRED TO MEET A FLAME-SPREAD RATING OF 25 OR LESS AND A SMOKE-DEVELOPED RATING OF 50 OR LESS, AS TESTED BY ASTM E84 (NFPA 255) METHOD AND SHALL BE PLENUM RATED. PROVIDE PVC JACKET FOR EXPOSED PIPING IN MECHANICAL ROOMS. INSULATION SHALL BE CONTINUOUS AT ALL HANGERS. PROVIDE GALVANIZED STEEL SHIELD BETWEEN PIPE HANGER AND INSULATION.
- PROVIDE TWO-PIECE, BRONZE OR BRASS BODY, FULL PORT, 600 PSI WOG, BALL TYPE SHUT-OFF VALVES WITH BLOW-OUT PROOF STEMS AND ADJUSTABLE PACKING GLANDS. VALVES SHALL BE LEAD FREE PER NSF 61, ANNEX G REQUIREMENTS. INSTALL VALVES IN A LOCATION THAT PERMITS ACCESS FOR SERVICE WITHOUT DAMAGE TO THE BUILDING OR FINISHED MATERIALS.
- PROTECT COPPER PIPING AGAINST CONTACT WITH DISSIMILAR METALS. ALL HANGERS, SUPPORTS, ANCHORS AND CLIPS SHALL BE COPPER OR COPPER PLATED. WHERE COPPER PIPING IS CARRIED ON TRAPEZE HANGERS WITH OTHER PIPING, PROVIDE A PERMANENT ELECTROLYTIC ISOLATION MATERIAL TO PREVENT CONTACT WITH DISSIMILAR OTHER METALS.
- PROTECT COPPER PIPING AGAINST CONTACT WITH ALL MASONRY, WHERE COPPER IS SLEEVED THROUGH MASONRY, PROVIDE COPPER OR RED BRASS SLEEVES. WHERE COPPER MUST BE CONCEALED IN OR AGAINST MASONRY PARTITIONS, PROVIDE A HEAVY COATING OF ASPHALTIC ENAMEL ON THE COPPER PIPING AND 15# ASPHALT SATURATED FELT BETWEEN THE PIPING AND THE MASONRY PARTITION.
- DOMESTIC WATER SUPPLY PIPING SHALL BE TESTED AND PROVED WATERTIGHT UNDER A WATER PRESSURE OF NO LESS THAN THE WORKING PRESSURE OF THE SYSTEM, OR AN AIR TEST OF NO LESS THAN ONE-HUNDRED (100) PSI. THIS PRESSURE SHALL BE HELD FOR AT LEAST FIFTEEN (15) MINUTES. WATER USED IN TESTING SHALL BE OBTAINED FROM A POTABLE SOURCE OF SUPPLY.

SANITARY WASTE / VENT PIPING:

- SANITARY WASTE BELOW GRADE: PROVIDE SCHEDULE 40 PVC PIPE AND SOCKET FITTINGS (ASTM D 2665) WITH SOLVENT WELD JOINTS (ASTM D2855). FOAM CORE PVC PIPE IS NOT APPROVED.
- SANITARY WASTE/VENT ABOVE GRADE: PROVIDE SERVICE WEIGHT CAST IRON NO-HUB PIPE AND FITTINGS (CISPI 301) WITH NEOPRENE GASKET AND STAINLESS STEEL CLAMP JOINTS (CISPI 310).
- SLOPE SANITARY WASTE PIPING AT 1/4" PER FOOT MINIMUM FOR PIPING 2-1/2" AND SMALLER AND 1/8" PER FOOT MINIMUM FOR PIPING 3" AND LARGER UNLESS NOTED OTHERWISE.
- WHERE WASTE PIPING IS EXPOSED IN REST ROOM AREAS, PROVIDE CHROME PLATED BRASS PIPING, REMOVABLE P-TRAPS, MATCHING STOPS AND ESCUTCHEONS FOR ALL LAVATORIES.
- SANITARY WASTE AND VENT SYSTEMS SHALL BE TESTED AND PROVED WATER TIGHT UNDER A HEAD PRESSURE OF NO LESS THAN 10 FT. THIS PRESSURE SHALL BE HELD FOR A PERIOD OF NO LESS THAN 15 MINUTES.
- INSULATE MECHANICAL ROOM FLOOR DRAIN BODIES, P-TRAP AND HORIZONTAL DRAIN PIPING ABOVE GRADE WITH 1" THICK GLASS FIBER INSULATION WITH VAPOR BARRIER AND JACKET.

PLUMBING GENERAL NOTES	
GENERAL REQUIREMENTS:	
1. PLUMBING WORK SHALL BE INSTALLED IN ACCORDANCE WITH THE 2018 NORTH CAROLINA STATE PLUMBING CODE AND WITH THE REQUIREMENTS OF THE LOCAL AUTHORITY HAVING JURISDICTION.	
2. SCOPE: PROVIDE ALL LABOR, MATERIAL AND EQUIPMENT REQUIRED FOR THE COMPLETION AND OPERATION OF ALL PLUMBING SYSTEMS IN ACCORDANCE WITH ALL APPLICABLE CODES.	
3. PERMITS: APPLY AND PAY FOR ALL NECESSARY PERMITS, FEES AND INSPECTIONS REQUIRED BY ANY PUBLIC AUTHORITY HAVING JURISDICTION. ACREAGE CHARGES, FACILITIES CHARGES AND BOND PROPERTY ASSESSMENTS ARE NOT TO BE CONSTRUED TO BE A PART OF THIS CONTRACT.	
4. WARRANTY: PROVIDE A ONE YEAR WARRANTY, FROM THE DATE OF ACCEPTANCE OF WORK BY THE OWNER, FOR ALL PLUMBING MATERIALS AND EQUIPMENT.	
5. COORDINATE ALL PLUMBING PIPING LOCATIONS, ROUGH-IN LOCATIONS AND EQUIPMENT LOCATIONS WITH OTHER TRADES TO AVOID CONFLICTS AND INTERFERENCES. FINAL PIPING AND EQUIPMENT LOCATIONS SHALL BE A CODE COMPLIANT INSTALLATION FOR ALL TRADES.	
6. FIELD VERIFY PROPER OPERATION OF EXISTING SYSTEMS BEFORE STARTING CONSTRUCTION. NOTIFY THE ARCHITECT / ENGINEER OF RECORD OF ANY PROBLEMS OR DISCREPANCIES BETWEEN THE CONSTRUCTION DOCUMENTS AND EXISTING CONDITIONS AND/OR ANY POTENTIAL PROBLEMS OBSERVED BEFORE CONTINUING WORK IN THE EFFECTED AREAS.	
7. WHERE DISCREPANCIES ARE FOUND IN THE DRAWINGS AND SPECIFICATIONS THE MORE STRINGENT SHALL APPLY. CONTACT ENGINEER FOR CLARIFICATION.	
8. ALL PIPING SHALL BE MANUFACTURED IN THE UNITED STATES OF AMERICA.	
9. ALL VALVES, BACKFLOW PREVENTERS, BOOSTER PUMPS, ETC. SERVING THE DOMESTIC WATER SYSTEM SHALL MEET LEAD FREE STANDARDS PER ANSI/NSF 372 AND NSF 61, ANNEX G.	
10. CUT WALLS, FLOORS AND CEILINGS AS REQUIRED FOR INSTALLATION OF PLUMBING WORK. ALL CUTTING SHALL BE HELD TO A MINIMUM. PATCH AND FINISH SURFACES TO MATCH ADJOINING SURFACES.	
11. PLUMBING PLANS SHALL NOT BE SCALED. REFERENCE THE ARCHITECTURAL PLANS FOR ALL LOCATIONS OF PLUMBING FIXTURES, WALLS, DOORS, WINDOWS, ETC.	
12. PLUMBING PIPING AND SPECIALTIES SHALL BE LOCATED CONCEALED IN WALLS, PARTITIONS OR ABOVE CEILINGS UNLESS NOTED OTHERWISE. PLUMBING PIPING IN EXPOSED AREAS SHALL BE RUN TIGHT TO UNDERSIDE OF STRUCTURE. PROVIDE ACCESS DOORS FOR CONCEALED SPECIALTIES.	
13. DO NOT INSTALL PLUMBING PIPING IN AREAS SUBJECT TO FREEZING TEMPERATURES. INSTALL PLUMBING PIPING SHOWN IN EXTERIOR WALLS ON THE CONDITIONED SIDE OF THE WALL INSULATION.	
14. PROVIDE NON-CONDUCTING DIELECTRIC UNIONS WHENEVER CONNECTING DISSIMILAR METALS.	
15. ATTACH HANGERS TO STRUCTURE. HANGERS SHALL NOT ATTACH TO THE DECK.	
16. PROVIDE ACCESS DOORS FOR VALVES, WATER HAMMER ARRESTORS, TRAP PRIMERS, ETC. CONCEALED IN MASONRY WALLS, GYPSBOARD WALLS AND/OR CEILINGS THAT WILL REQUIRE MAINTENANCE ACCESS.	
17. CORE DRILL THROUGH MASONRY (CMU BLOCK) WALLS FOR ALL PIPE PENETRATIONS. WHEN DRILLING OPENINGS FOR INSULATED PIPES THE OPENING'S DIAMETER SHALL BE LARGE ENOUGH FOR PIPE INSULATION TO REMAIN CONTINUOUS PASSING THROUGH THE OPENING. SEAL WATER TIGHT. PROVIDE ESCUTCHEONS IN EXPOSED FINISHED AREAS.	
18. PLUMBING SYSTEMS INCLUDE, BUT ARE NOT LIMITED TO: PLUMBING FIXTURES, DOMESTIC WATER SYSTEM, SANITARY WASTE AND VENT SYSTEM, NATURAL GAS SYSTEM.	
PLUMBING FIXTURES AND EQUIPMENT:	
1. PROVIDE COMPLETE PLUMBING FIXTURES AND EQUIPMENT. INCLUDE SUPPLIES, STOPS, VALVES, FAUCETS, DRAINS, TRAPS, TAIL PIECES, ESCUTCHEONS, ETC.	
2. PLUMBING FIXTURES AND EQUIPMENT SHALL BE INSTALLED PER THE MANUFACTURER'S RECOMMENDATIONS AND INSTALLATION INSTRUCTIONS.	
3. NO PRIVATE LABELED MATERIALS WILL BE ACCEPTED AS EQUALS TO PRODUCTS SPECIFIED HEREIN.	
4. THE PLUMBING CONTRACTOR IS RESPONSIBLE FOR ALL COSTS ASSOCIATED WITH SUBSTITUTIONS TO SPECIFIED PLUMBING FIXTURES AND EQUIPMENT INCLUDING BUT NOT LIMITED TO: PROVIDING MAINTENANCE ACCESS CLEARANCE, PIPING, ELECTRICAL, REPLACEMENT OF OTHER SYSTEM COMPONENTS, BUILDING ALTERATIONS, ETC. AND ANY MODIFICATIONS TO ASSOCIATED MECHANICAL, ELECTRICAL OR PLUMBING SYSTEMS REQUIRED BY THE EQUIPMENT'S INSTALLATION INSTRUCTIONS. ALL COSTS ASSOCIATED WITH SUBSTITUTIONS SHALL BE INCLUDED IN THE ORIGINAL BASE BID.	

wilde engineering
MECHANICAL, ELECTRICAL & PLUMBING
15822 Kelly Park Cir
Hendersonville, NC
(704) 439-7038
NC Firm License No. P-2182

- PRELIMINARY -
NOT FOR CONSTRUCTION

SIGNATURE:

CLIENT:
The orchards at Naples Road, LLC
341 N main Street
Hendersonville, NC 28792
Luis Graef, President

Orchards PROPERTIES

PROJECT:
The Orchards at Naples Road
Apartment Complex
Hendersonville, North Carolina

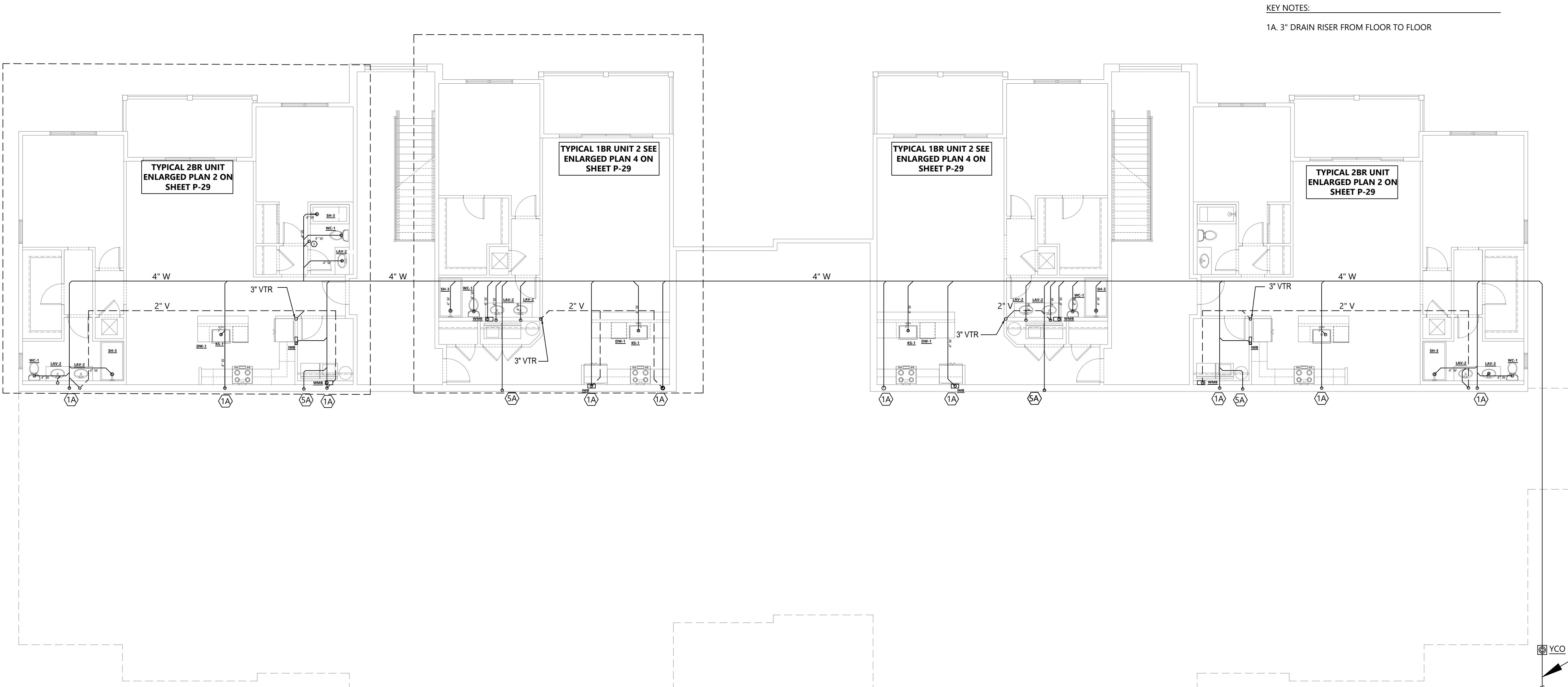
#	REVISIONS	DATE

DWG INFO:

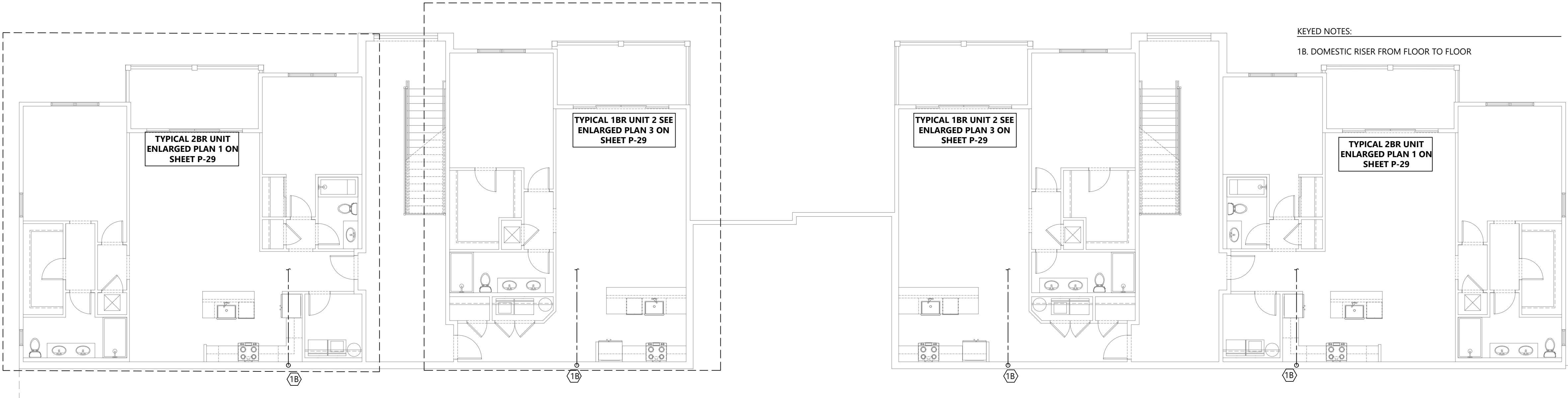
DWG DESCRIPTION:
PLUMBING COVER SHEET

SHEET #:
P-00

WILDE # 24-125



1 PLUMBING SANITARY PLAN BLDGS 1 & 6 BASEMENT LEVEL
1/8"=1'-0"



2 PLUMBING DOMESTIC SUPPLY PLAN BLDGS 1 & 6 BASEMENT LEVEL
1/8"=1'-0"

- PRELIMINARY -
NOT FOR CONSTRUCTION

SIGNATURE:

CLIENT:
The orchards at Naples Road, LLC
341 N main Street
Hendersonville, NC 28792
Luis Graef: President



PROJECT:
The Orchards at Naples Road
Apartment Complex
Hendersonville, North Carolina

#	REVISIONS	DATE

DWG INFO:

DWG DESCRIPTION:
PLUMBING PLAN
BLDGS 1 & 6
BASEMENT LEVEL

SHEET #:
P-1

- PRELIMINARY -
NOT FOR CONSTRUCTION

SIGNATURE:

CLIENT:
The orchards at Naples Road, LLC
341 N main Street
Hendersonville, NC 28792
Luis Graef: President



PROJECT:

The Orchards at Naples Road
Apartment Complex
Hendersonville, North Carolina

#	REVISIONS	DATE

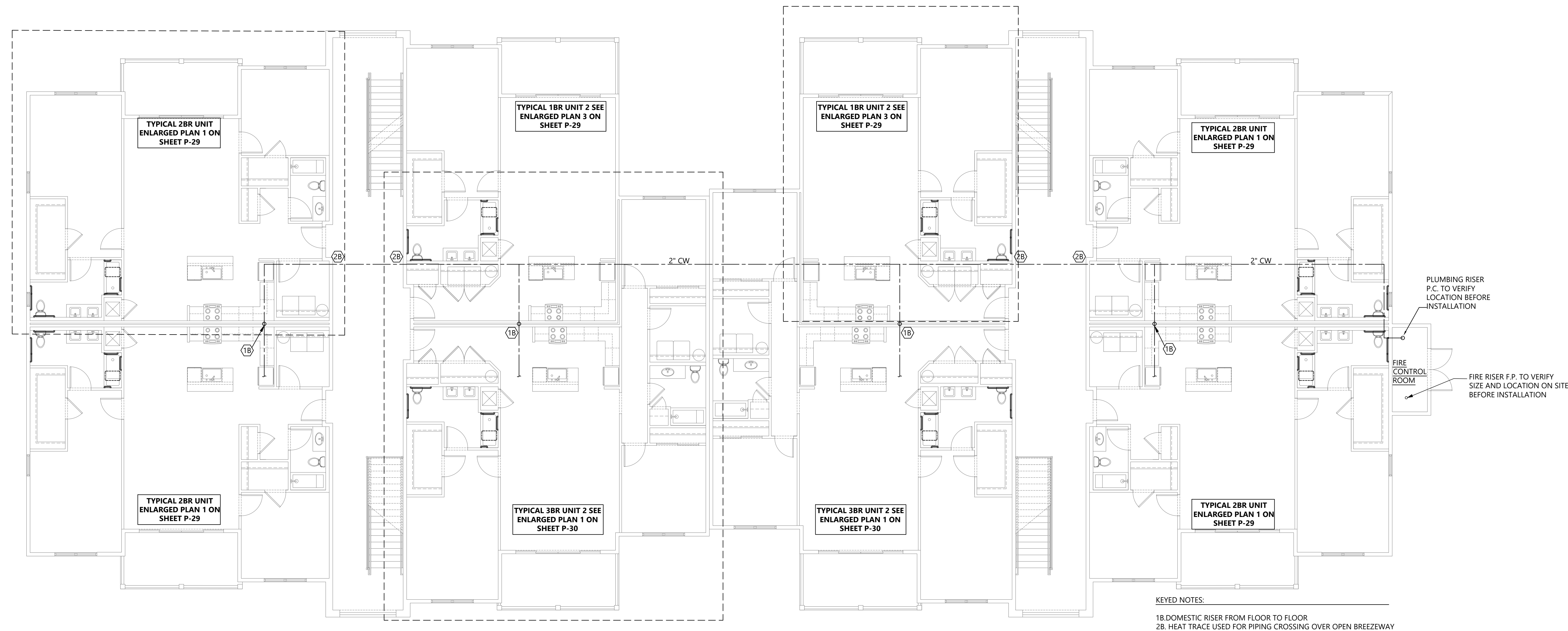
DWG INFO:

DWG DESCRIPTION:
**PLUMBING SUPPLY
PLAN BLDGS 1 & 6
LEVEL 1**

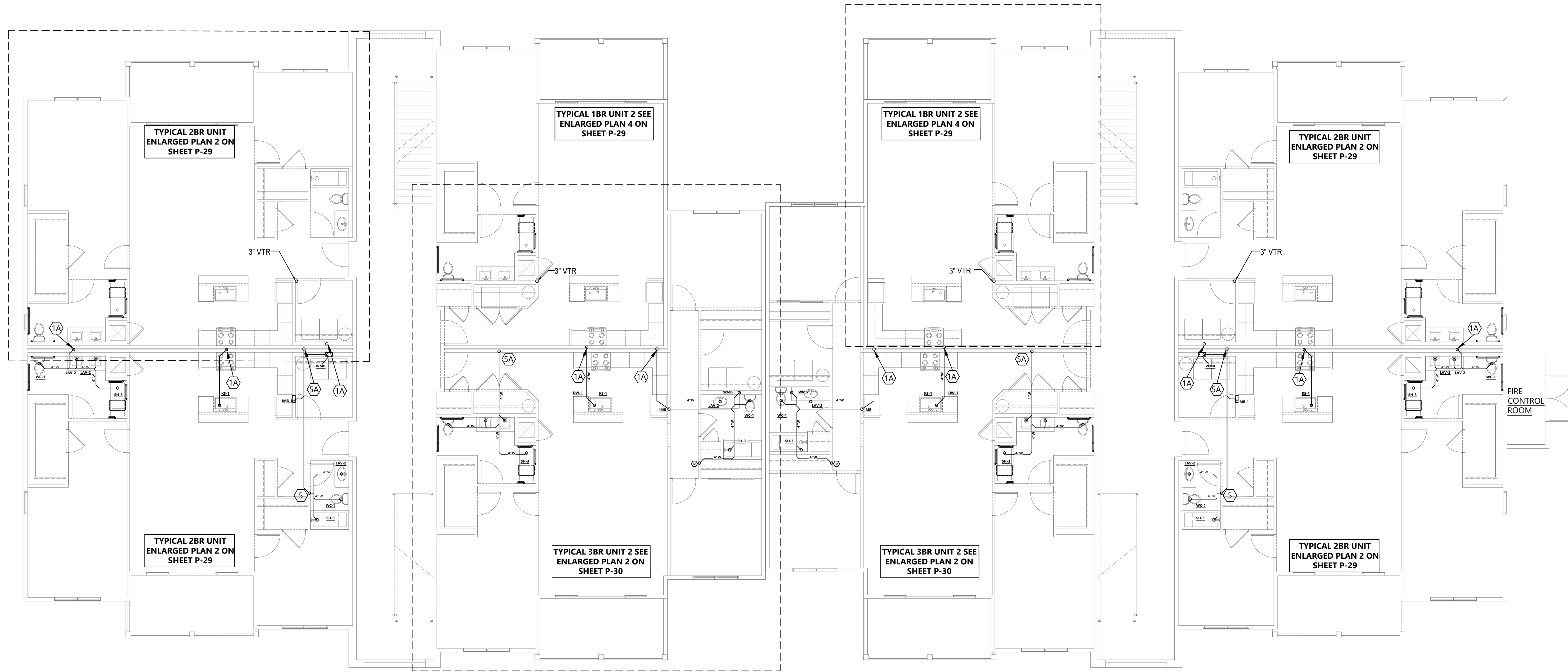
SHEET #:

P-2

WILDE # 24-125



1 PLUMBING SUPPLY PLAN BLDGS 1 & 6 LEVEL 1
1/8"=1'-0"



KEY NOTES:
1A. 3" DRAIN RISER FROM FLOOR TO FLOOR

1 PLUMBING SANITARY PLAN BLDGS 1 & 6 LEVEL 1
1/8"=1'-0"

- PRELIMINARY -
NOT FOR CONSTRUCTION

SIGNATURE:

CLIENT:
The orchards at Naples Road, LLC
341 N main Street
Hendersonville, NC 28792
Luis Graef: President



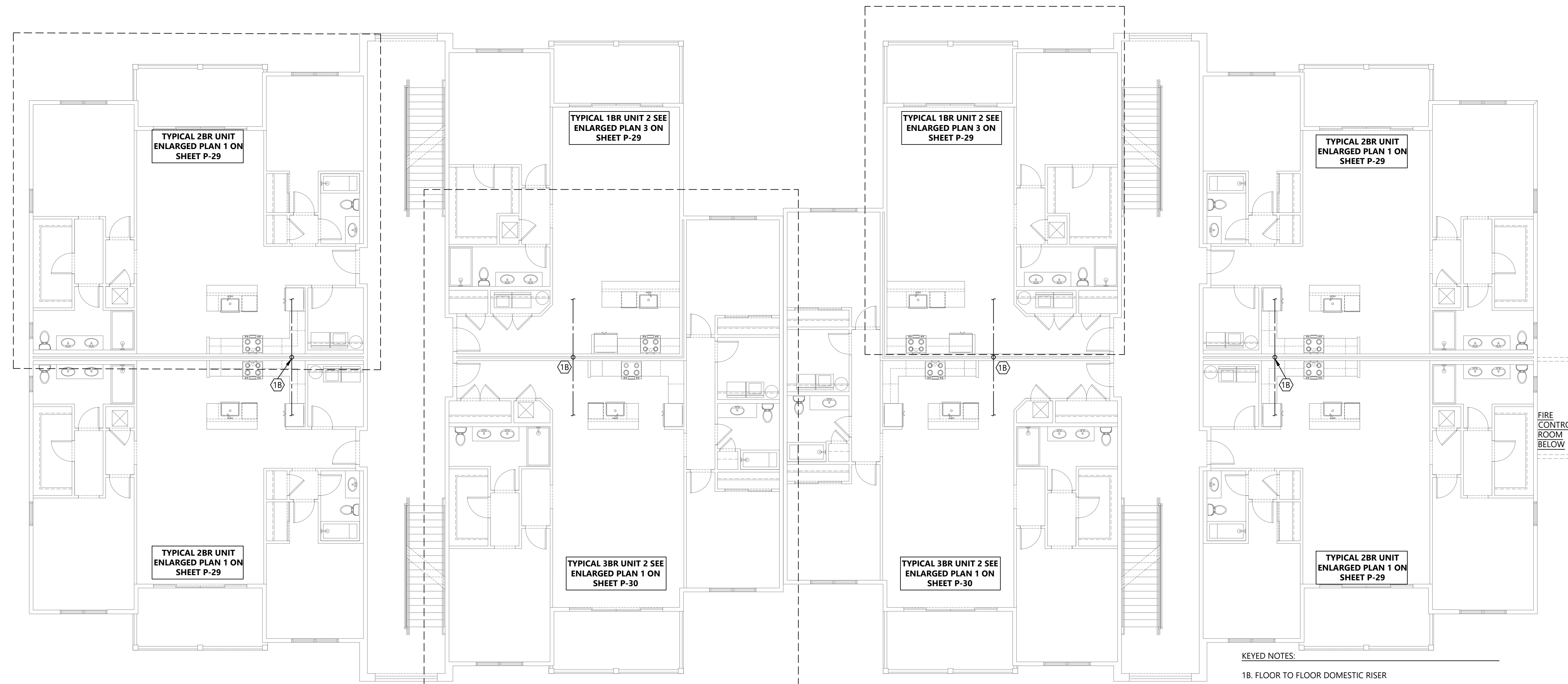
PROJECT:
The Orchards at Naples Road
Apartment Complex
Hendersonville, North Carolina

#	REVISIONS	DATE

DWG INFO:

DWG DESCRIPTION:
PLUMBING SANITARY
PLAN BLDGS 1 & 6
LEVEL 2

SHEET #:
P-3



1 PLUMBING SUPPLY PLAN BLDGS 1 & 6 LEVEL 2
1/8" = 1'-0"

- PRELIMINARY -
NOT FOR CONSTRUCTION

SIGNATURE:

CLIENT:
The orchards at Naples Road, LLC
341 N main Street
Hendersonville, NC 28792
Luis Graef: President



PROJECT:

The Orchards at Naples Road
Apartment Complex
Hendersonville, North Carolina

#	REVISIONS	DATE

DWG INFO:

DWG DESCRIPTION:
**PLUMBING SUPPLY
PLAN BLDGS 1 & 6
LEVEL 2**

SHEET #:

P-4

- PRELIMINARY -
NOT FOR CONSTRUCTION

SIGNATURE:

CLIENT:
The orchards at Naples Road, LLC
341 N main Street
Hendersonville, NC 28792
Luis Graef: President



PROJECT:

The Orchards at Naples Road
Apartment Complex
Hendersonville, North Carolina

#	REVISIONS	DATE

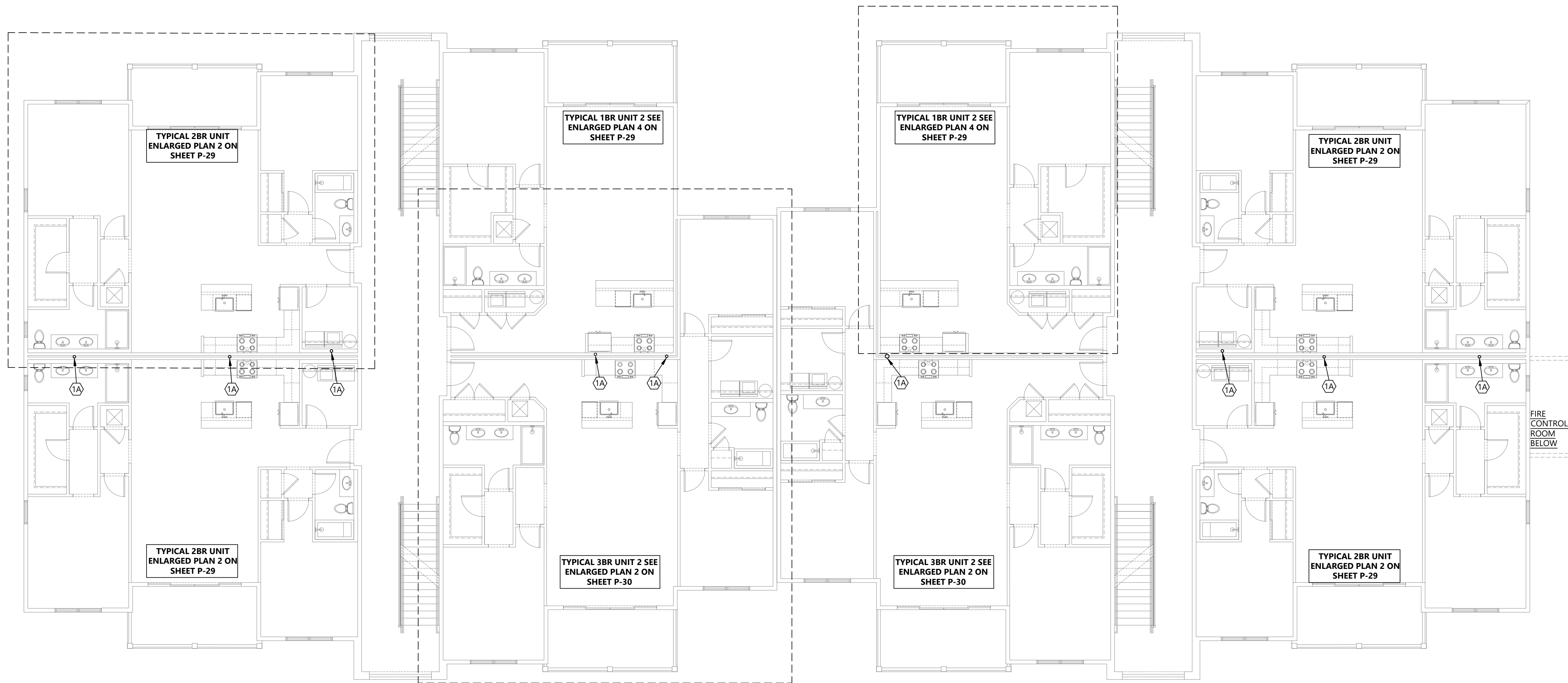
DWG INFO:

DWG DESCRIPTION:
**PLUMBING SANITARY
PLAN BLDGS 1 & 6
LEVEL 2**

SHEET #:

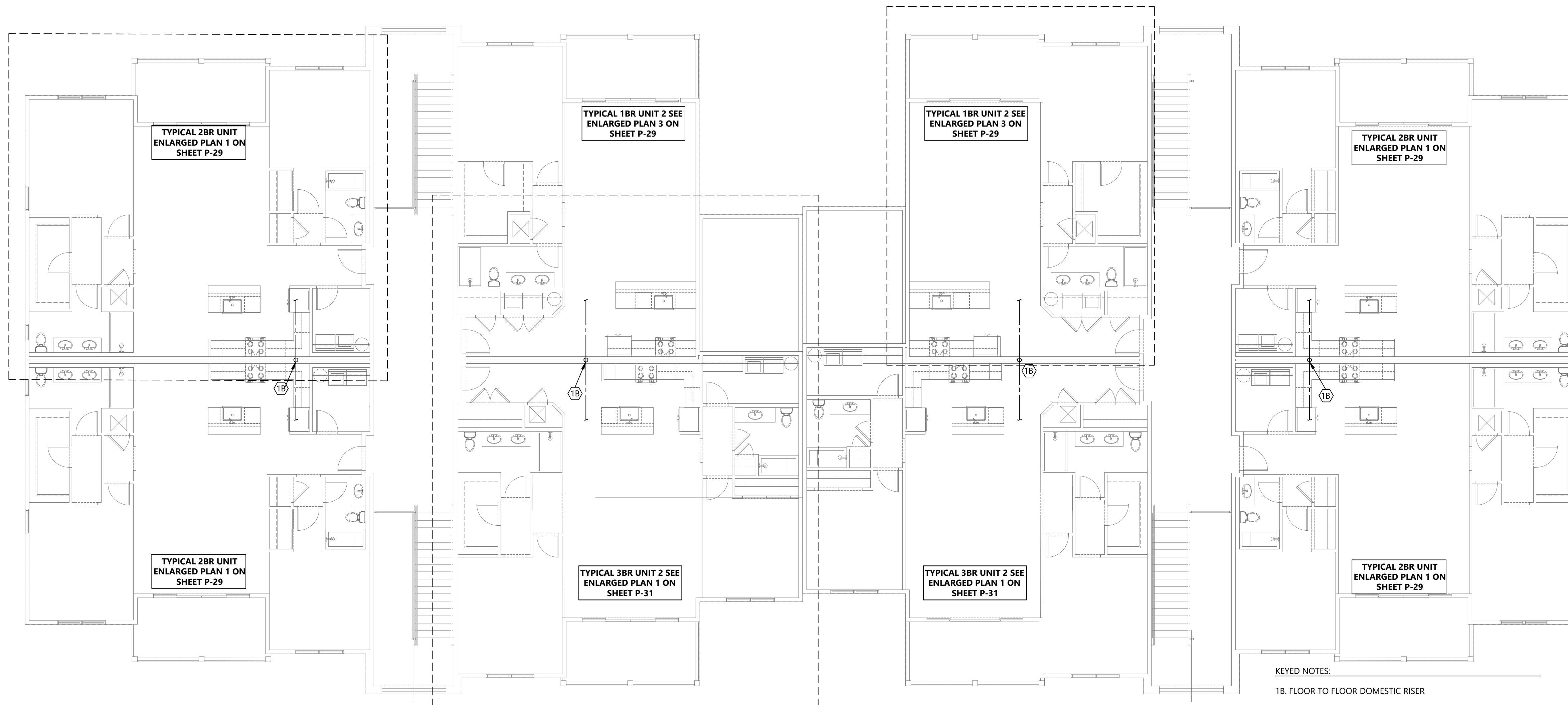
P-5

WILDE # 24-125



KEY NOTES:
1A. 3" DRAIN RISER FROM FLOOR TO FLOOR

1 PLUMBING SANITARY PLAN BLDGS 1 & 6 LEVEL 2
1/8" = 1'-0"



1 PLUMBING SUPPLY PLAN BLDGS 1 & 6 LEVEL 3
1/8" = 1'-0"

- PRELIMINARY -
NOT FOR CONSTRUCTION

SIGNATURE:

CLIENT:
The orchards at Naples Road, LLC
341 N main Street
Hendersonville, NC 28792
Luis Graef: President



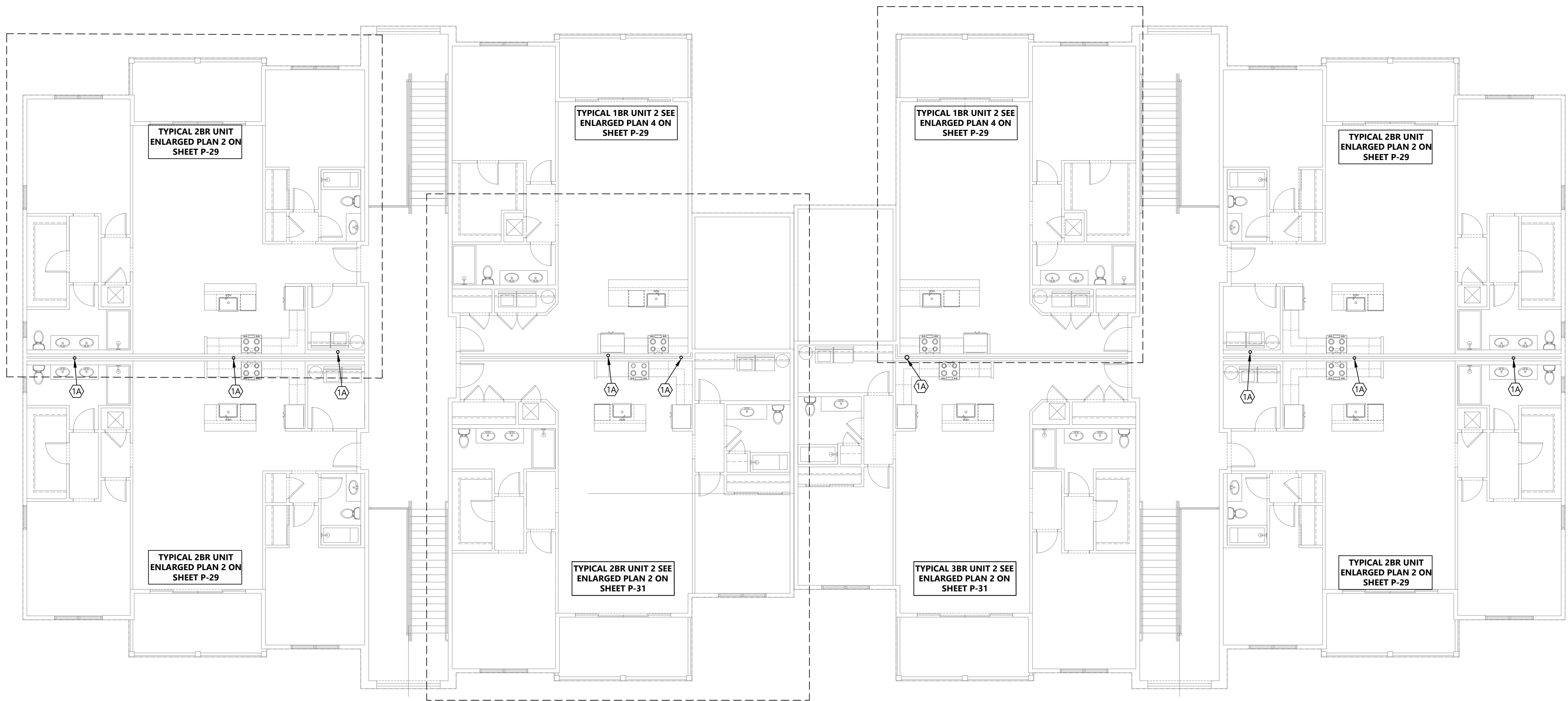
PROJECT:
The Orchards at Naples Road
Apartment Complex
Hendersonville, North Carolina

#	REVISIONS	DATE

DWG INFO:

DWG DESCRIPTION:
**PLUMBING SUPPLY
PLAN BLDGS 1 & 6
LEVEL 3**

SHEET #:
P-6



KEY NOTES:
1A. 3" DRAIN RISER FROM FLOOR TO FLOOR

1 PLUMBING SANITARY PLAN BLDGS 1 & 6 LEVEL 3
1/8" = 1'-0"

- PRELIMINARY -
NOT FOR CONSTRUCTION

SIGNATURE:

CLIENT:
The orchards at Naples Road, LLC
341 N main Street
Hendersonville, NC 28792
Luis Graef: President



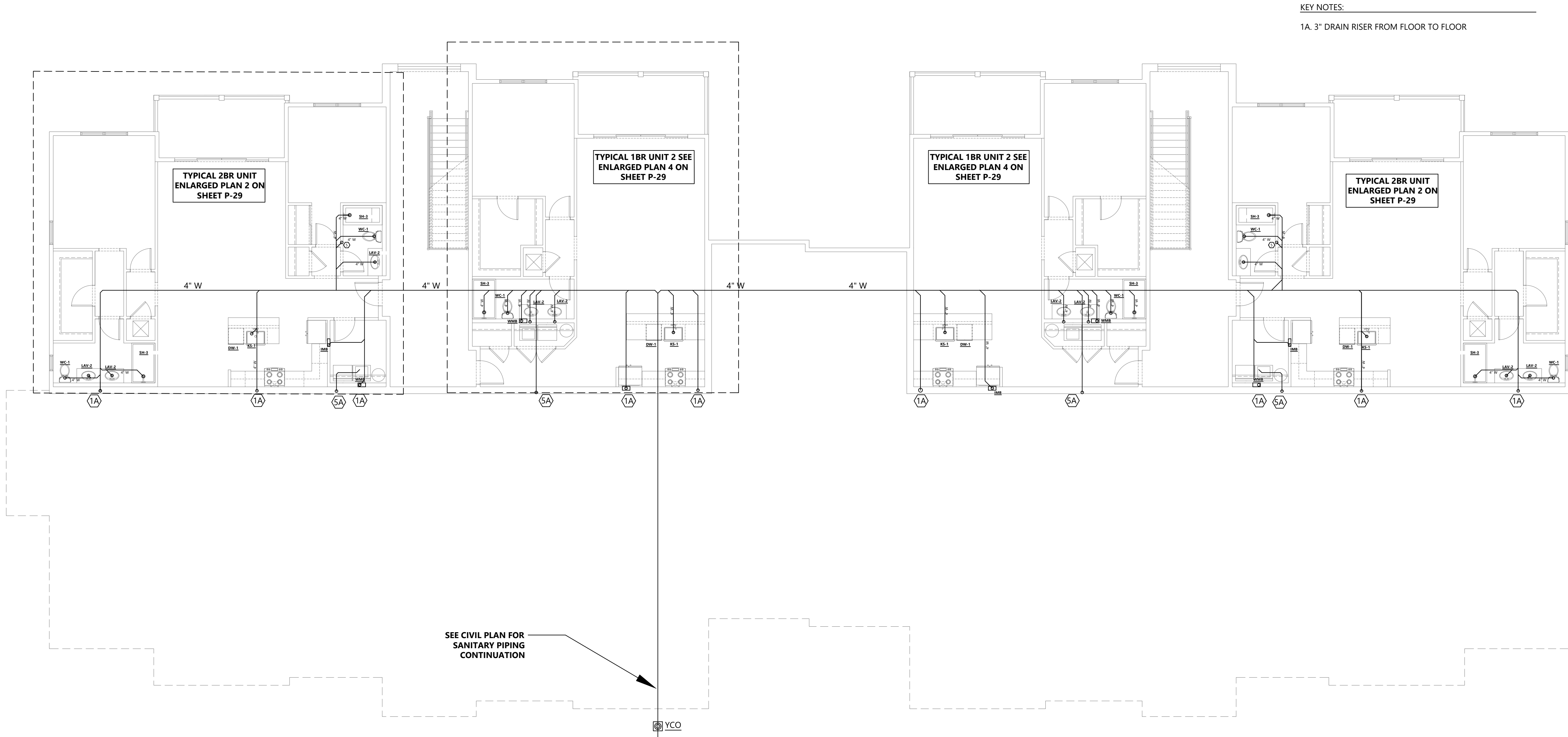
PROJECT:
The Orchards at Naples Road
Apartment Complex
Hendersonville, North Carolina

#	REVISIONS	DATE

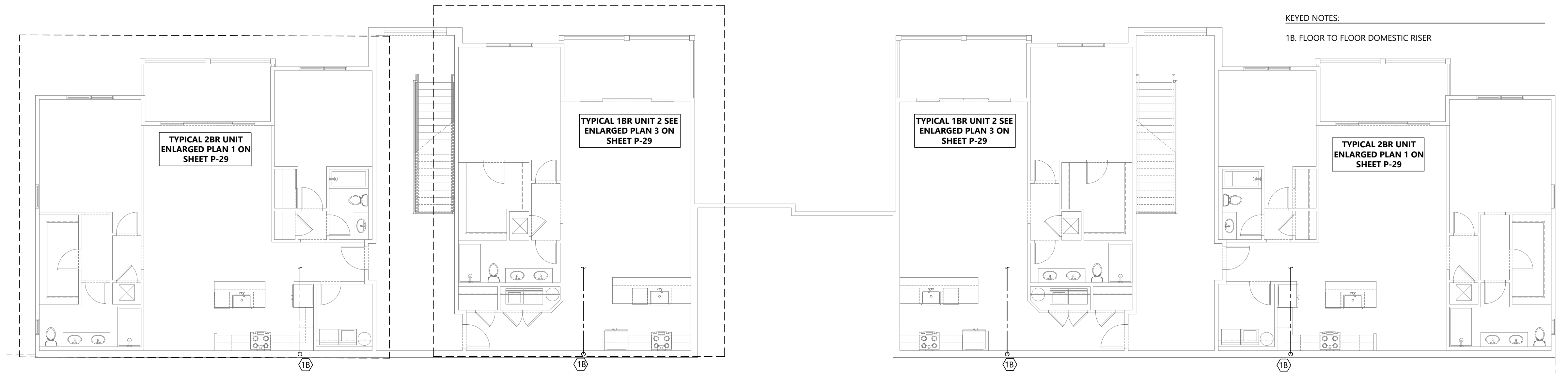
DWG INFO:

DWG DESCRIPTION:
PLUMBING SANITARY
PLAN BLDGS 1 & 6
LEVEL 2

SHEET #:
P-7



1 PLUMBING SANITARY PLAN BLDG 3 BASEMENT LEVEL
1/8" = 1'-0"



2 PLUMBING SUPPLY PLAN BLDG 3 BASEMENT LEVEL
1/8" = 1'-0"

#	REVISIONS	DATE

- PRELIMINARY -
NOT FOR CONSTRUCTION

SIGNATURE:

CLIENT:
The orchards at Naples Road, LLC
341 N main Street
Hendersonville, NC 28792
Luis Graef: President



PROJECT:
The Orchards at Naples Road
Apartment Complex
Hendersonville, North Carolina

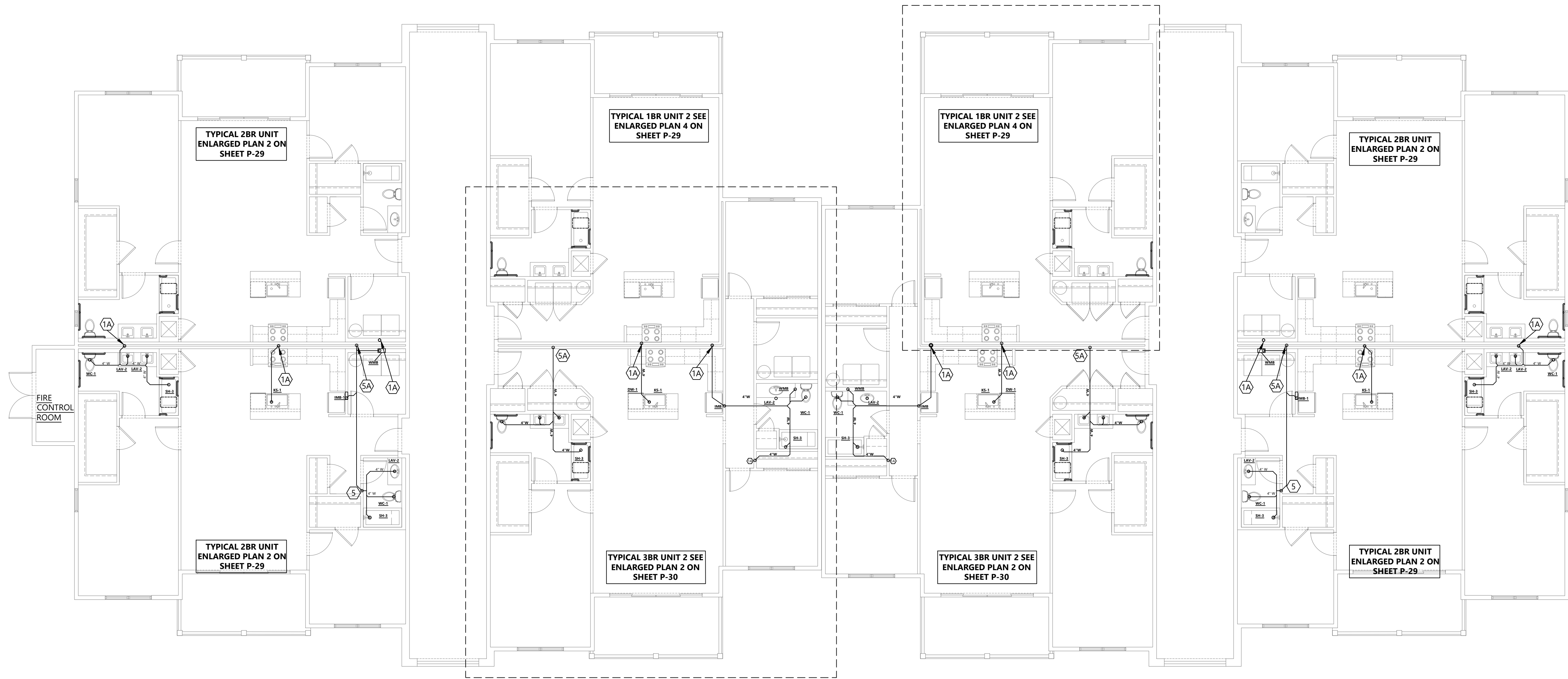
#	REVISIONS	DATE

DWG INFO:

DWG DESCRIPTION:
**PLUMBING SANITARY
PLAN BLDG 3 LEVEL 1**

SHEET #:
P-9

WILDE # 24-125



KEY NOTES:
1A. 3" DRAIN RISER FROM FLOOR TO FLOOR

2 PLUMBING SANITARY PLAN BLDG 3 LEVEL 1
1/8"=1'-0"



- PRELIMINARY -
NOT FOR CONSTRUCTION

NATURE:

The orchards at Naples Road, LLC
341 N main Street
Hendersonville, NC 28792
Luis Graef: President



The Orchards at Naples Road
Apartment Complex
Hendersonville, North Carolina

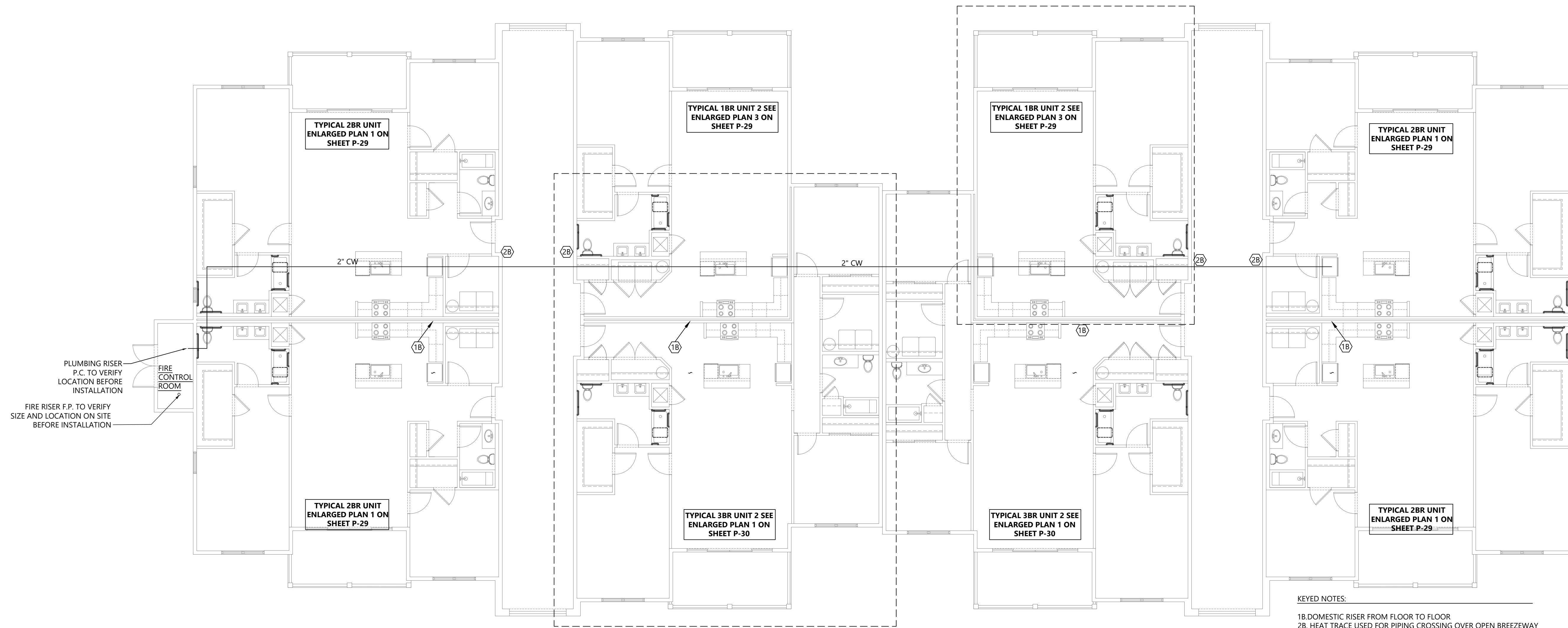
[illegible]

INFO :

PLUMBING SUPPLY
PLAN BLDG 3
LEVEL 1

P-10

WILDE #: 24-125



KEYED NOTES:

1B.DOMESTIC RISER FROM FLOOR TO FLOOR
2B. HEAT TRACE USED FOR PIPING CROSSING OVER OPEN BREEZEWAY

PLUMBING SUPPLY PLAN BLDG 3 LEVEL 1

$$1/8'' = 1' - 0''$$

- PRELIMINARY -
NOT FOR CONSTRUCTION

SIGNATURE:

CLIENT:
The orchards at Naples Road, LLC
341 N main Street
Hendersonville, NC 28792
Luis Graef: President



PROJECT:
The Orchards at Naples Road
Apartment Complex
Hendersonville, North Carolina

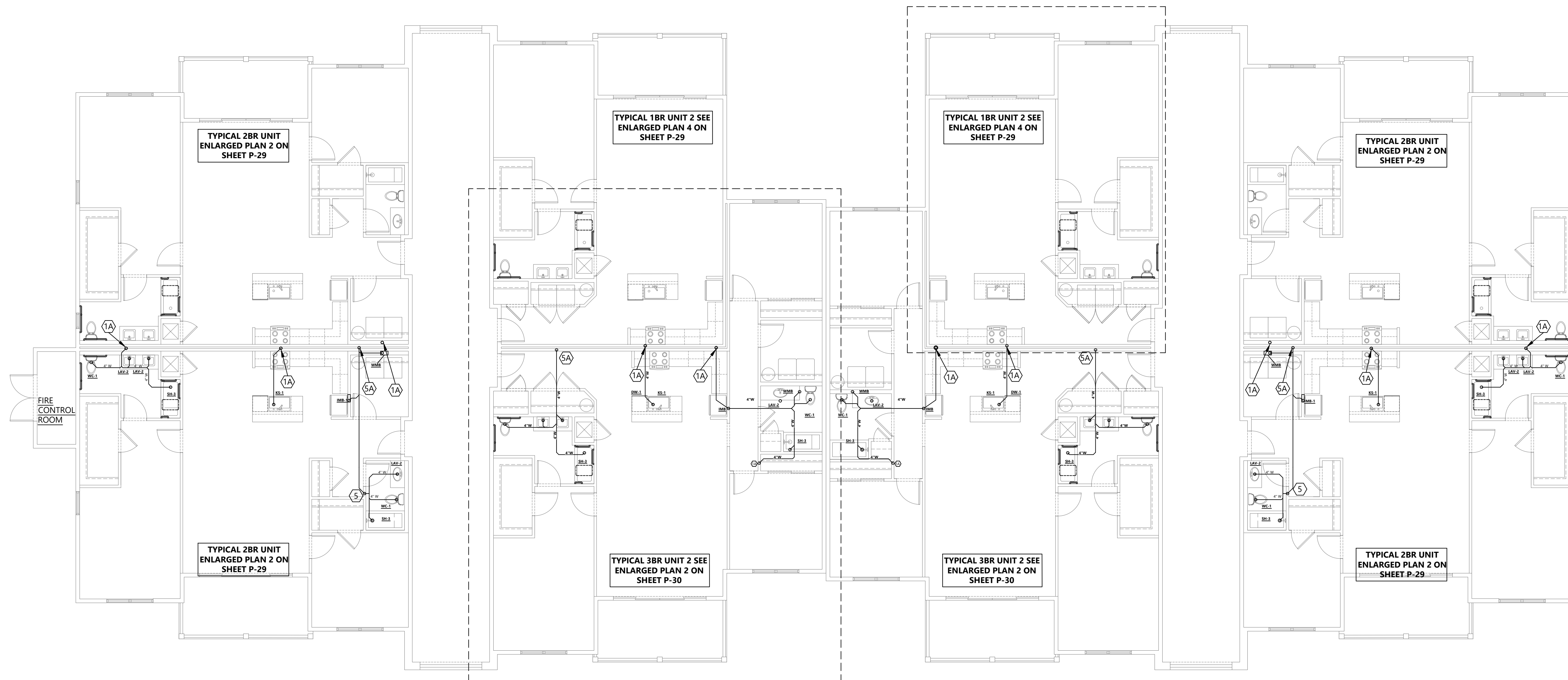
#	REVISIONS	DATE

DWG INFO:

DWG DESCRIPTION:
**PLUMBING
SANITARY PLAN
BLDG 3 LEVEL 2**

SHEET #:
P-11

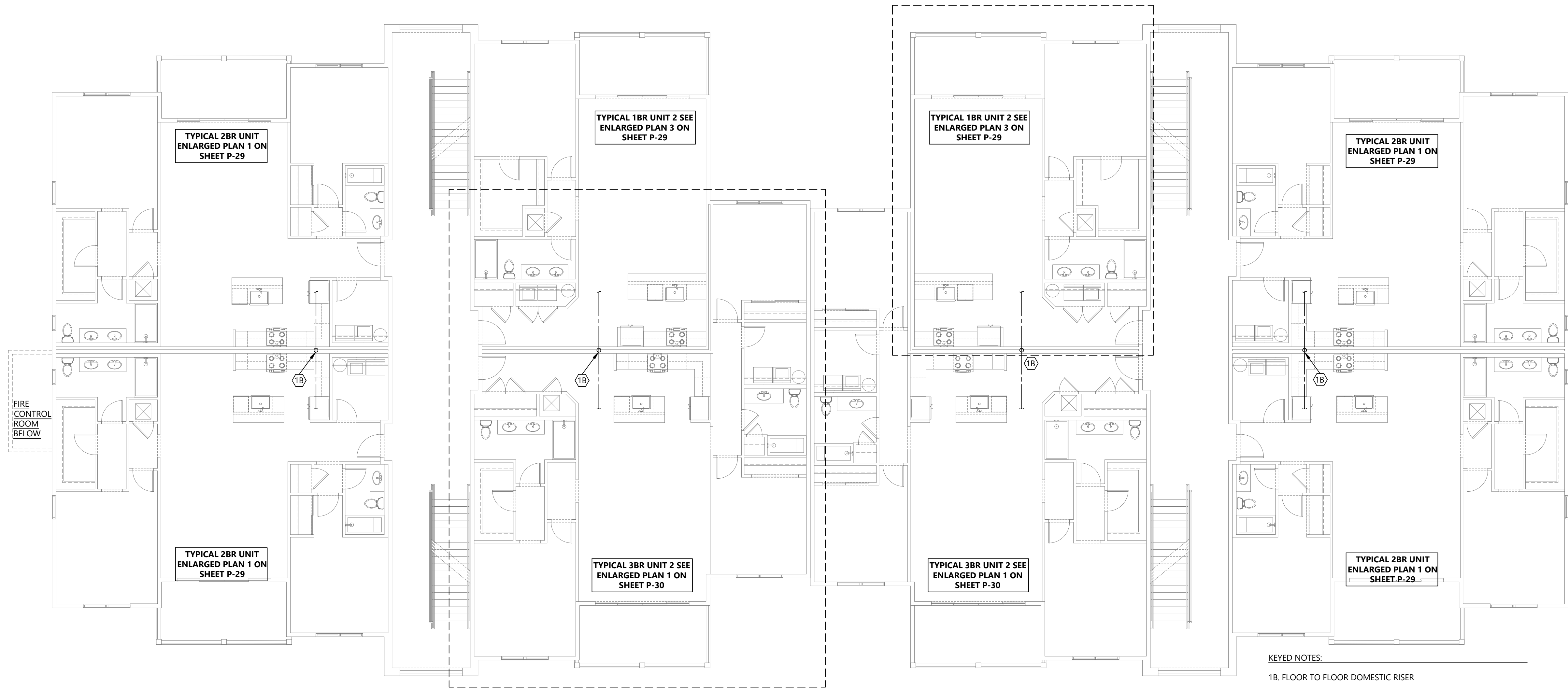
WILDE # 24-125



KEY NOTES:
1A. 3" DRAIN RISER FROM FLOOR TO FLOOR

2 PLUMBING SANITARY PLAN BLDG 3 LEVEL 2

1/8"=1'-0"



2 PLUMBING SUPPLY PLAN BLDG 3 LEVEL 2
1/8"=1'-0"

- PRELIMINARY -
NOT FOR CONSTRUCTION

SIGNATURE:

CLIENT:
The orchards at Naples Road, LLC
341 N main Street
Hendersonville, NC 28792
Luis Graef: President



PROJECT:

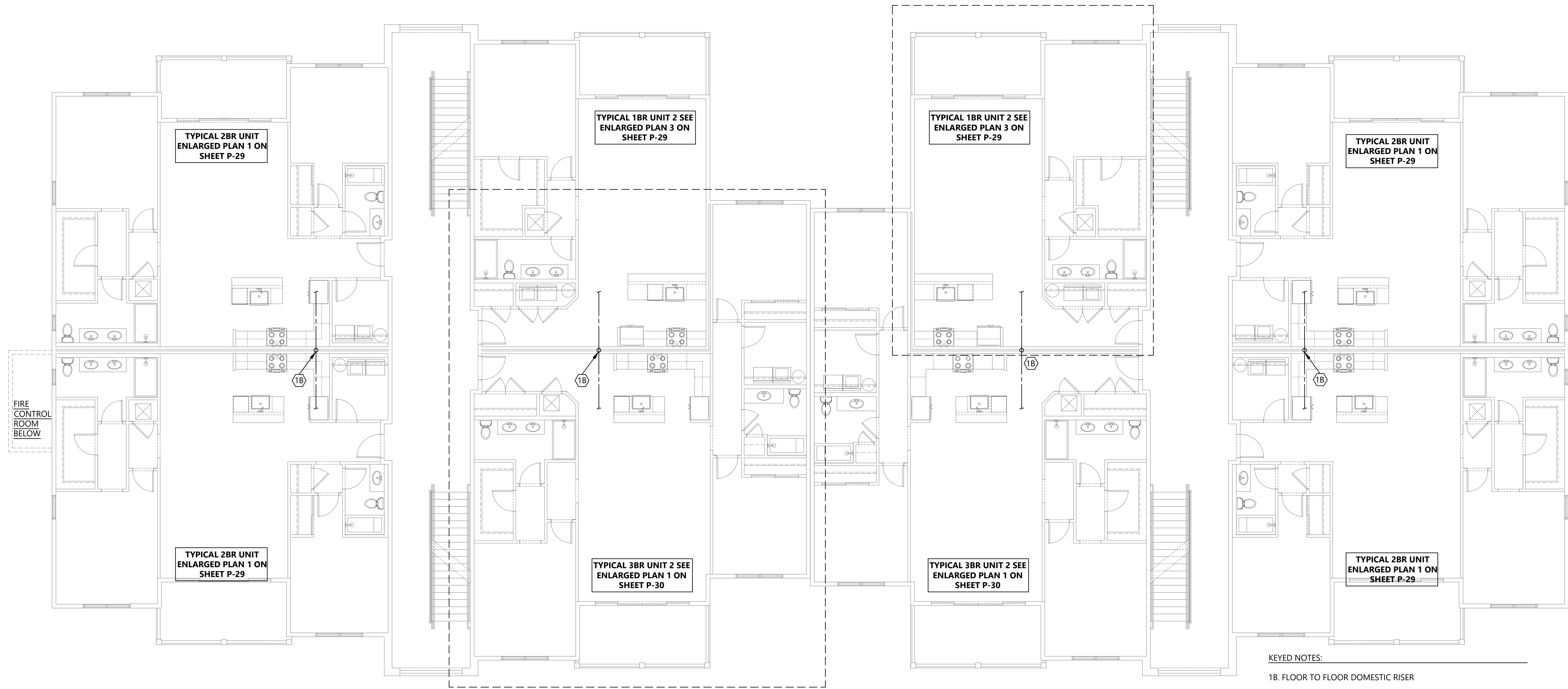
The Orchards at Naples Road
Apartment Complex
Hendersonville, North Carolina

#	REVISIONS	DATE

DWG INFO:

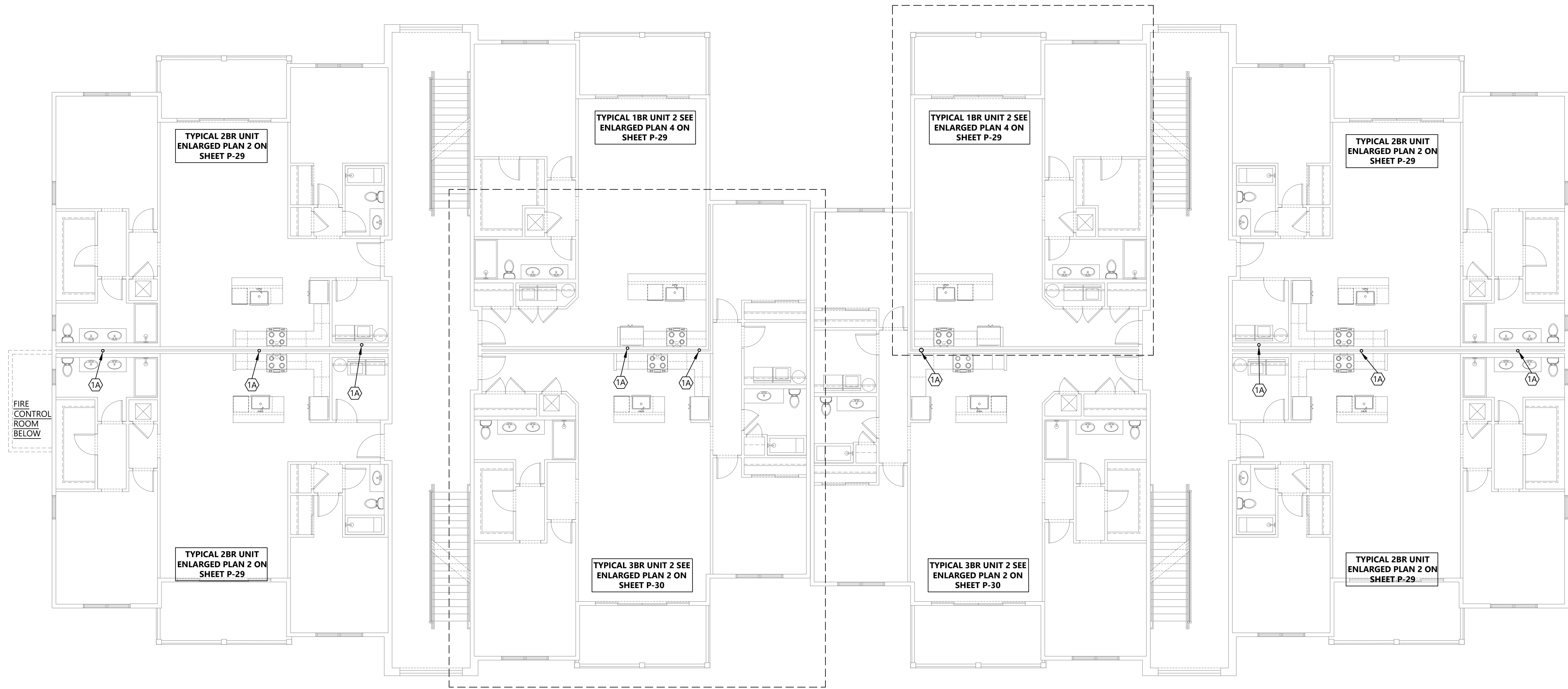
DWG DESCRIPTION:
PLUMBING SUPPLY
PLAN BLDG 3 LEVEL 2

SHEET #:
P-12



2 PLUMBING SUPPLY PLAN BLDG 3 LEVEL 3
1/8"=1'-0"

#	REVISIONS	DATE



KEY NOTES:
1A. 3" DRAIN RISER FROM FLOOR TO FLOOR

2 PLUMBING SANITARY PLAN BLDG 3 LEVEL 3
1/8" = 1'-0"

- PRELIMINARY -
NOT FOR CONSTRUCTION

SIGNATURE:

CLIENT:
The orchards at Naples Road, LLC
341 N main Street
Hendersonville, NC 28792
Luis Graef: President



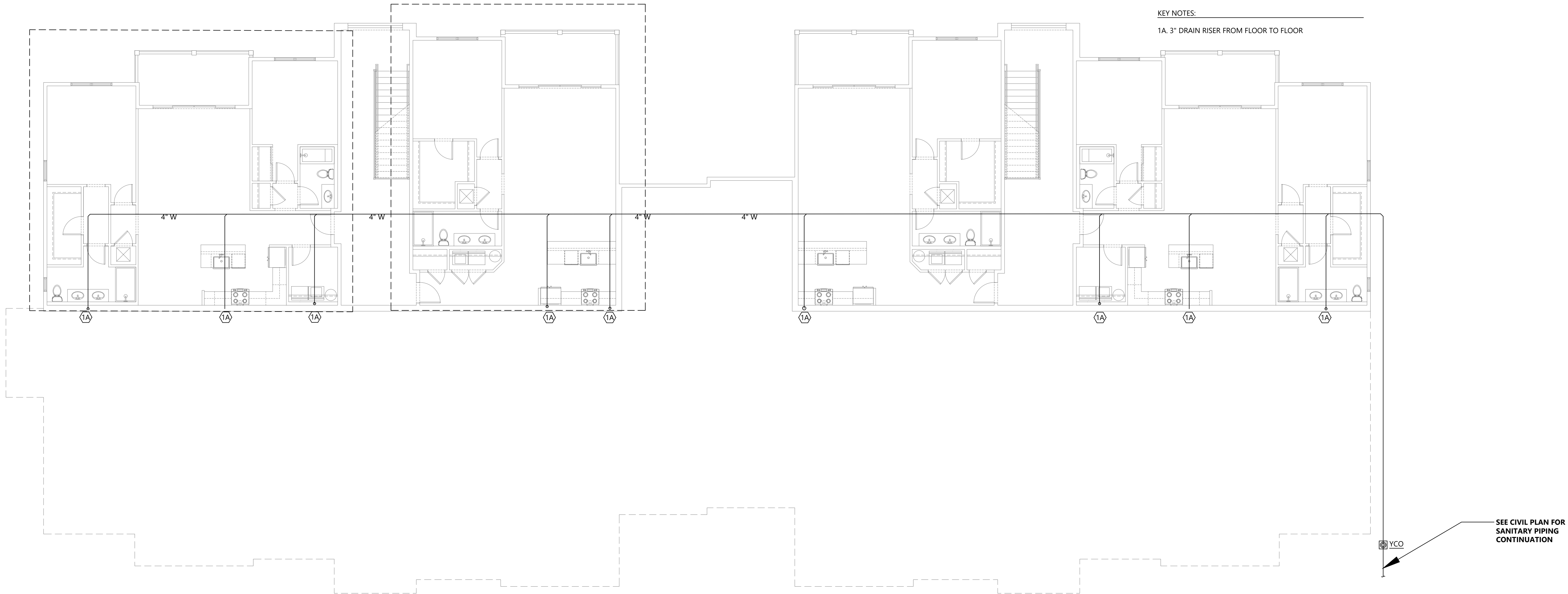
PROJECT:
The Orchards at Naples Road
Apartment Complex
Hendersonville, North Carolina

#	REVISIONS	DATE

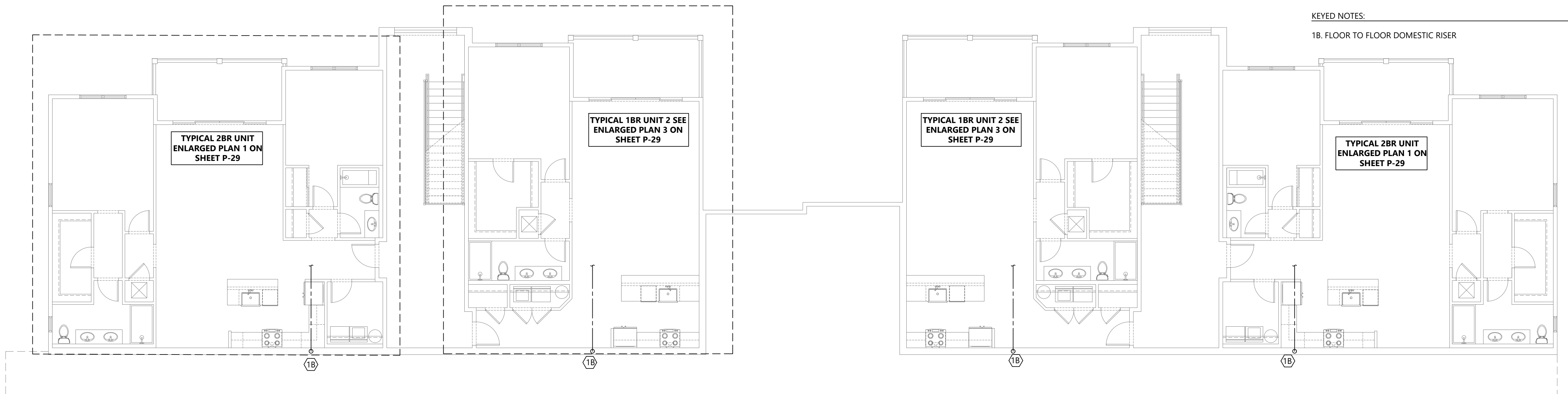
DWG INFO:

DWG DESCRIPTION:
PLUMBING SANITARY
PLAN BLDG 3 LEVEL 3

SHEET #:
P-14

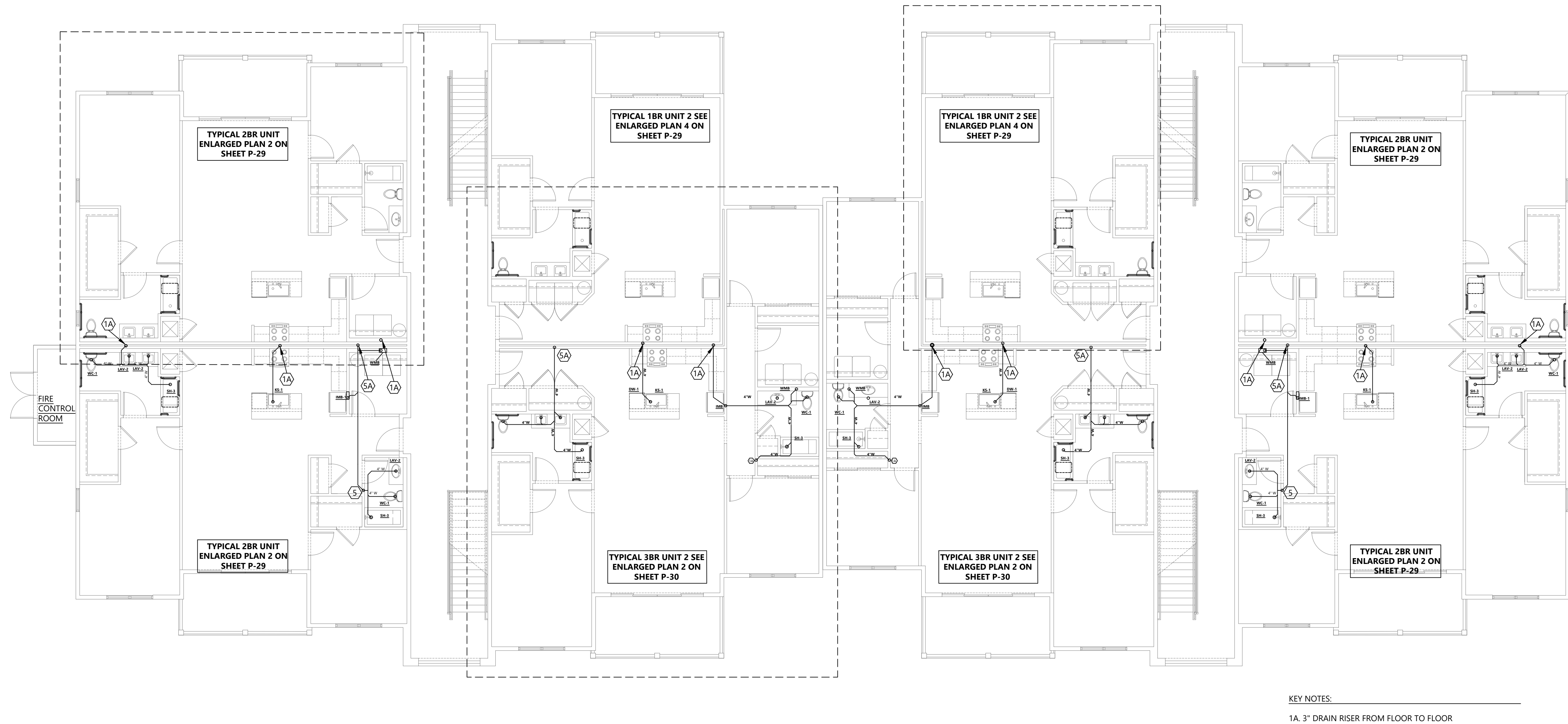


1 PLUMBING SANITARY PLAN BLDGS 5 & 7 BASEMENT LEVEL
1/8"=1'-0"



2 PLUMBING SUPPLY PLAN BLDGS 5 & 7 BASEMENT LEVEL
1/8"=1'-0"

#	REVISIONS	DATE



1 PLUMBING SANITARY PLAN BLDGS 5 & 7 LEVEL 1
1/8"=1'-0"

KEY NOTES:
1A. 3" DRAIN RISER FROM FLOOR TO FLOOR

- PRELIMINARY -
NOT FOR CONSTRUCTION

SIGNATURE:

CLIENT:
The orchards at Naples Road, LLC
341 N main Street
Hendersonville, NC 28792
Luis Graef: President



PROJECT:
The Orchards at Naples Road
Apartment Complex
Hendersonville, North Carolina

#	REVISIONS	DATE

DWG INFO:

DWG DESCRIPTION:
**PLUMBING SANITARY
PLAN BLDGS 5 & 7
LEVEL 1**

SHEET #:
P-16

- PRELIMINARY -
NOT FOR CONSTRUCTION

SIGNATURE:

CLIENT:
The orchards at Naples Road, LLC
341 N main Street
Hendersonville, NC 28792
Luis Graef: President



PROJECT:

The Orchards at Naples Road
Apartment Complex
Hendersonville, North Carolina

#	REVISIONS	DATE

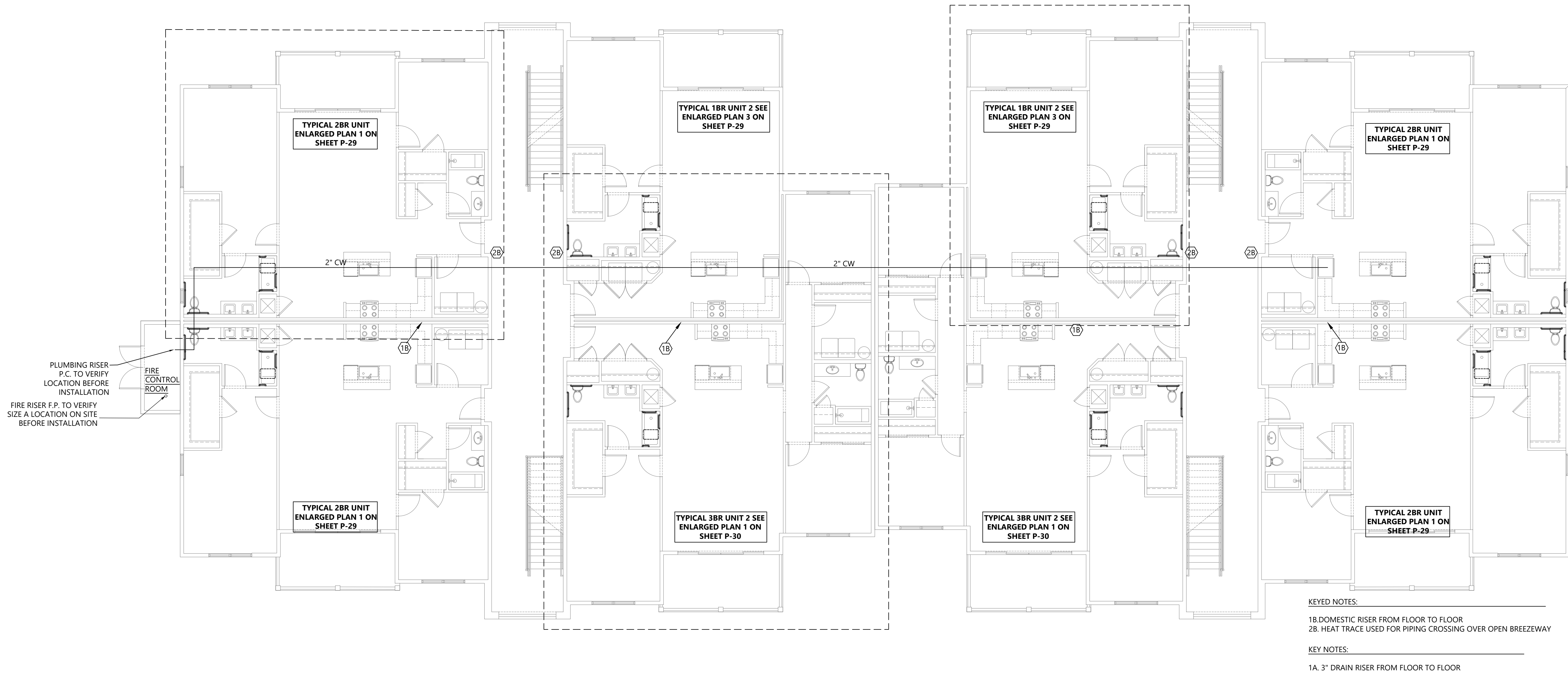
DWG INFO:

DWG DESCRIPTION:
**PLUMBING SUPPLY
PLAN BLDGS 5 & 7
LEVEL 1**

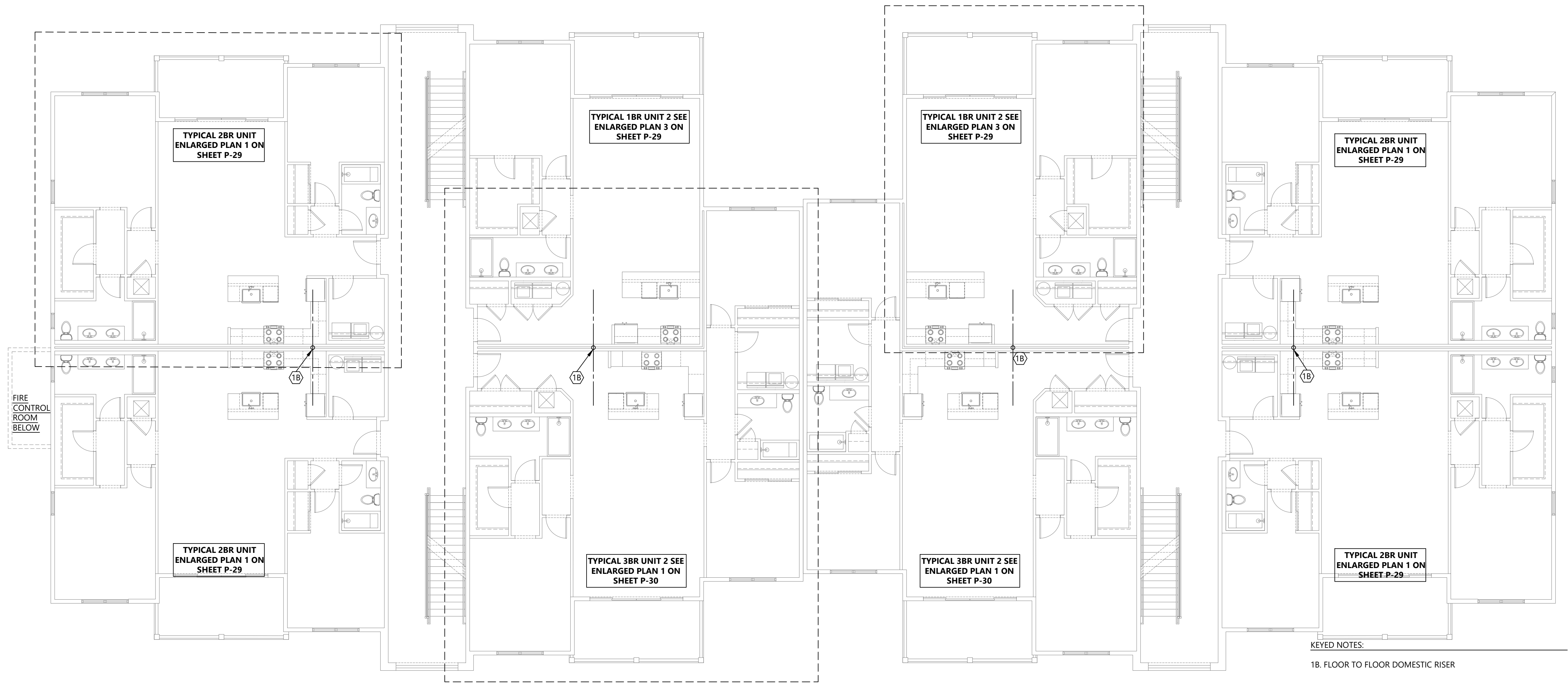
SHEET #:

P-17

WILDE # 24-125



1 PLUMBING SUPPLY PLAN BLDGS 5 & 7 LEVEL 1
1/8"=1'-0"



1 PLUMBING SUPPLY PLAN BLDGS 5 & 7 LEVEL 2
1/8"=1'-0"

- PRELIMINARY -
NOT FOR CONSTRUCTION

SIGNATURE:

CLIENT:
The orchards at Naples Road, LLC
341 N main Street
Hendersonville, NC 28792
Luis Graef: President



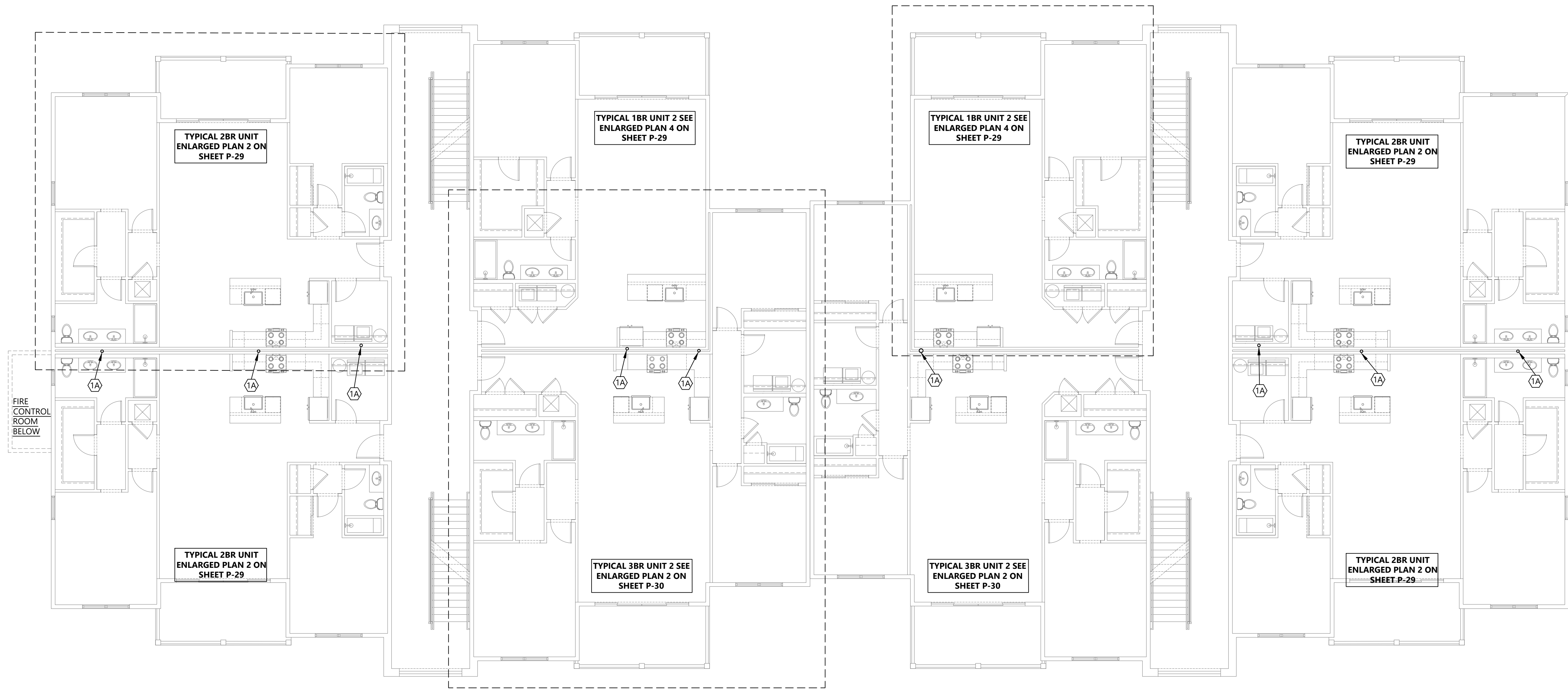
PROJECT:
The Orchards at Naples Road
Apartment Complex
Hendersonville, North Carolina

#	REVISIONS	DATE

DWG INFO:

DWG DESCRIPTION:
PLUMBING SUPPLY
PLAN BLDGS 5 & 7
LEVEL 2

SHEET #:
P-18



1 PLUMBING SUPPLY PLAN BLDGS 5 & 7 LEVEL 2
1/8"=1'-0"

- PRELIMINARY -
NOT FOR CONSTRUCTION

SIGNATURE:

CLIENT:
The orchards at Naples Road, LLC
341 N main Street
Hendersonville, NC 28792
Luis Graef: President



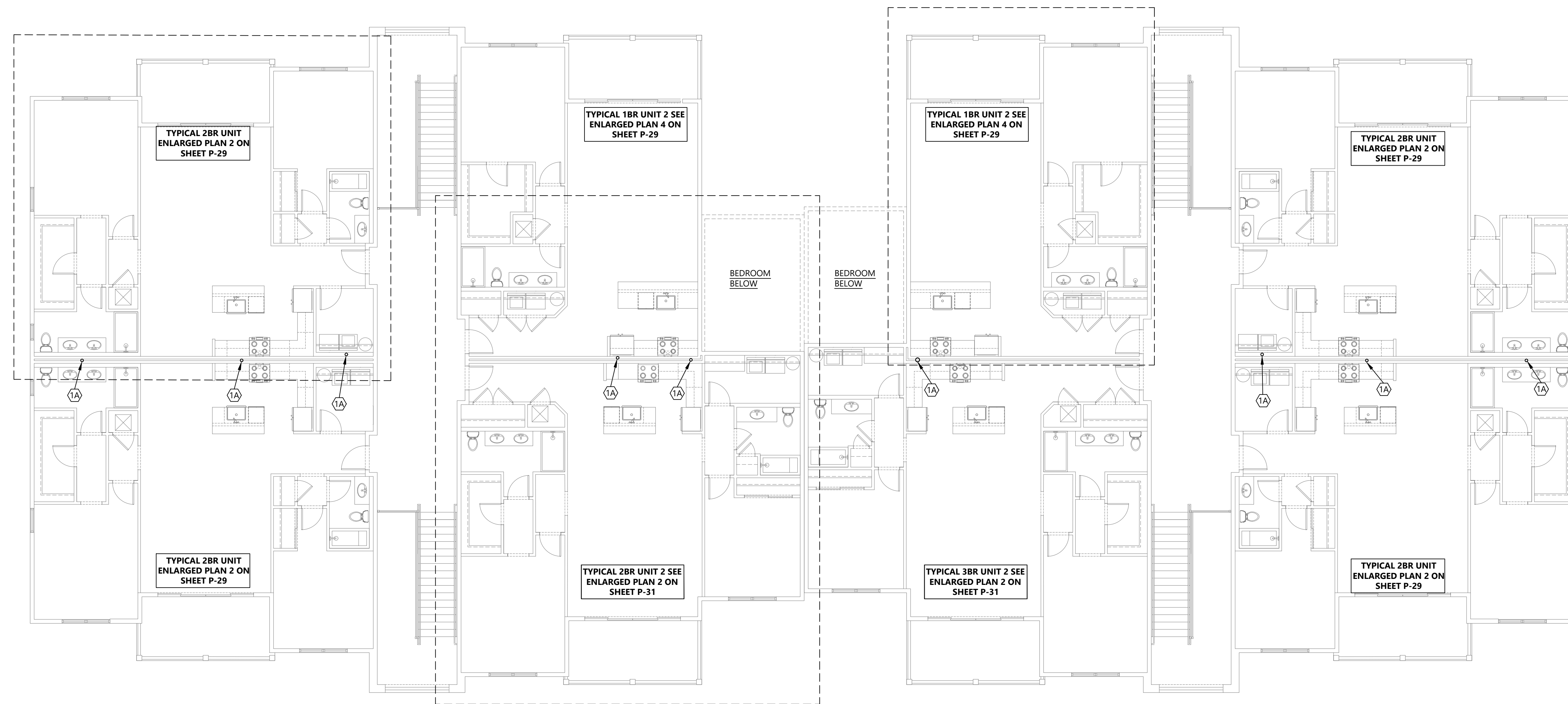
PROJECT:
The Orchards at Naples Road
Apartment Complex
Hendersonville, North Carolina

#	REVISIONS	DATE

DWG INFO:

DWG DESCRIPTION:
PLUMBING SANITARY
PLAN BLDGS 5 & 7
LEVEL 2

SHEET #:
P-19



KEY NOTES:
1A. 3" DRAIN RISER FROM FLOOR TO FLOOR

1 PLUMBING SANITARY PLAN BLDGS 5 & 7 LEVEL 3
1/8"=1'-0"

- PRELIMINARY -
NOT FOR CONSTRUCTION

SIGNATURE:

CLIENT:
The orchards at Naples Road, LLC
341 N main Street
Hendersonville, NC 28792
Luis Graef: President



PROJECT:

The Orchards at Naples Road
Apartment Complex
Hendersonville, North Carolina

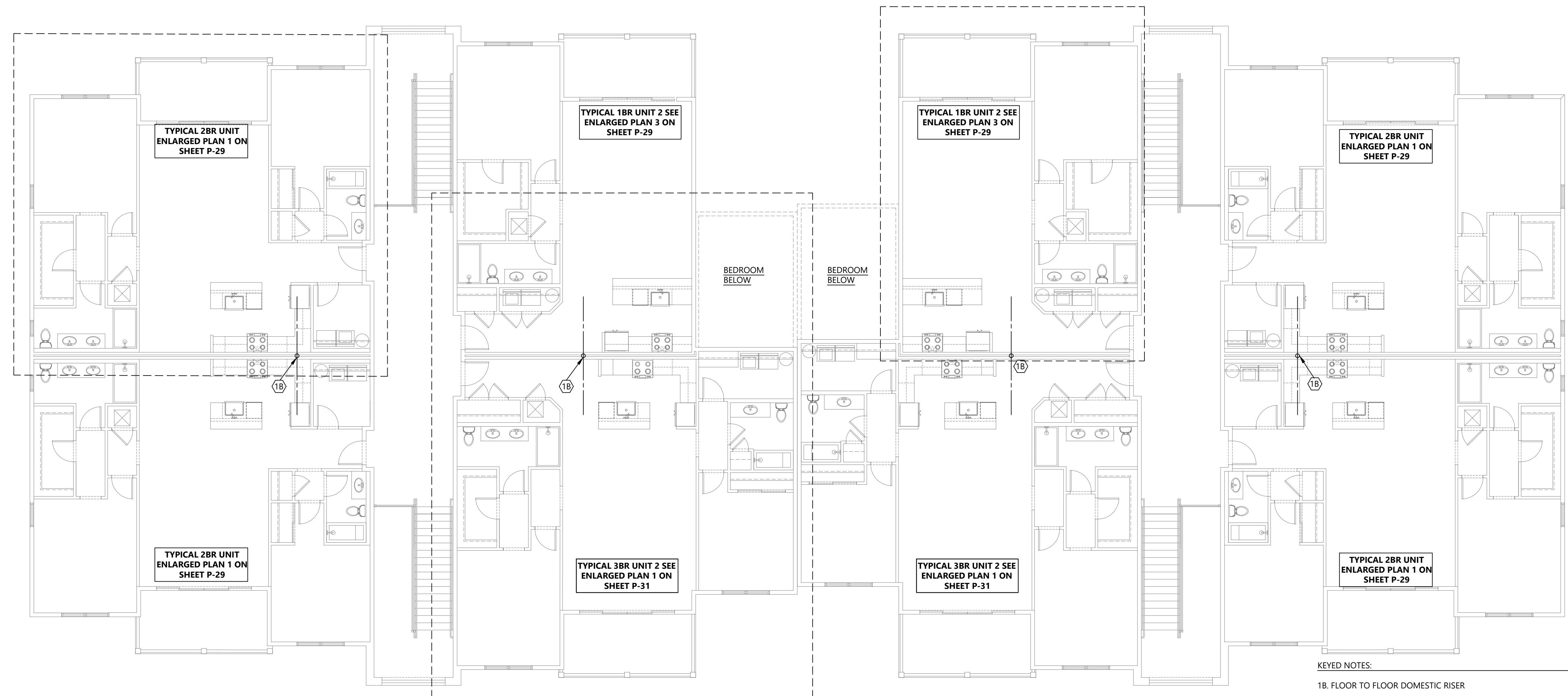
#	REVISIONS	DATE

DWG INFO:

DWG DESCRIPTION:
**PLUMBING SANITARY
PLAN BLDGS 5 & 7
LEVEL 3**

SHEET #:

P-20



1 PLUMBING SUPPLY PLAN BLDGS 5 & 7 LEVEL 3
1/8"=1'-0"

- PRELIMINARY -
NOT FOR CONSTRUCTION

SIGNATURE:

CLIENT:
The orchards at Naples Road, LLC
341 N main Street
Hendersonville, NC 28792
Luis Graef: President



PROJECT:

The Orchards at Naples Road
Apartment Complex
Hendersonville, North Carolina

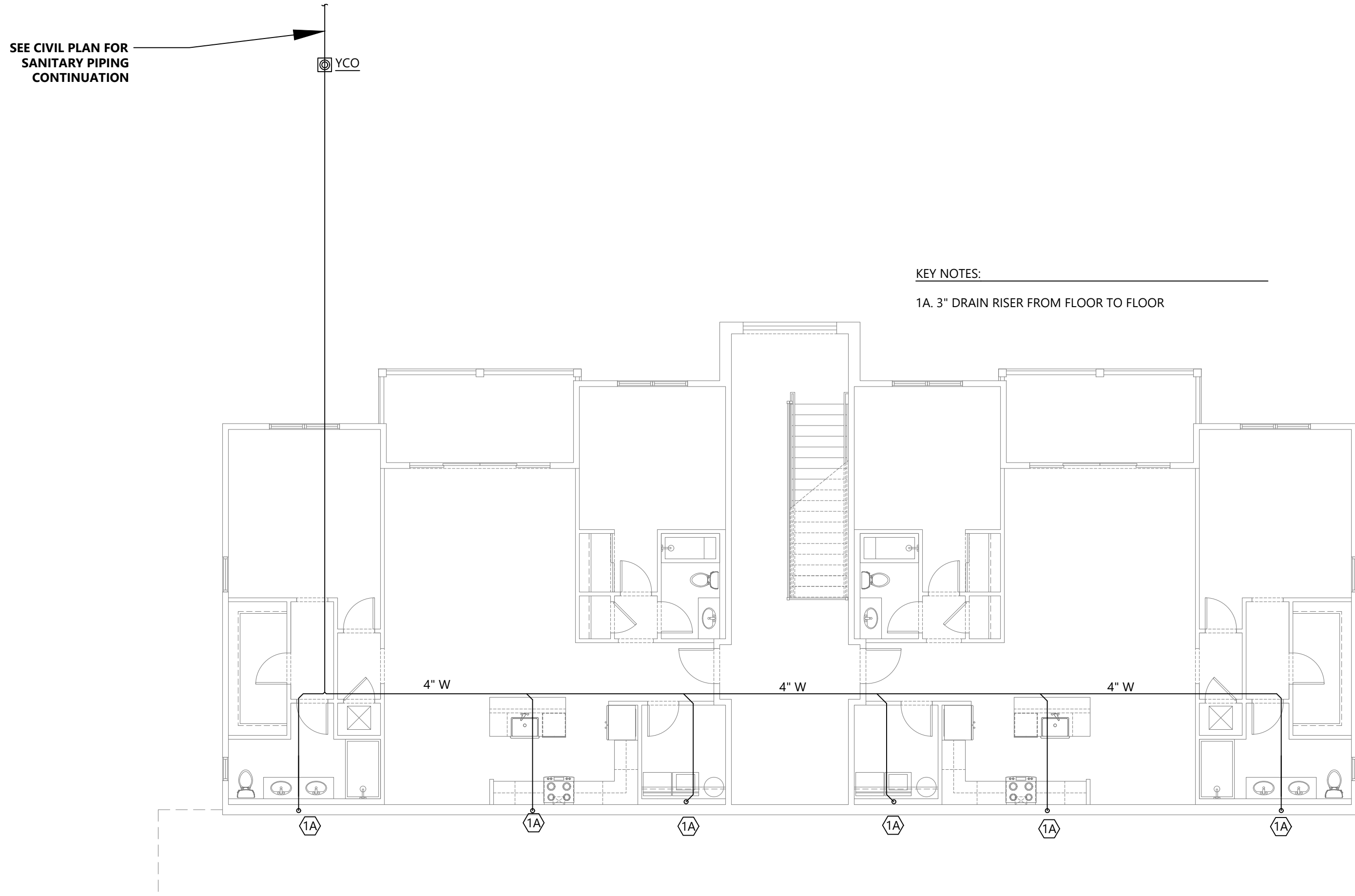
#	REVISIONS	DATE

DWG INFO:

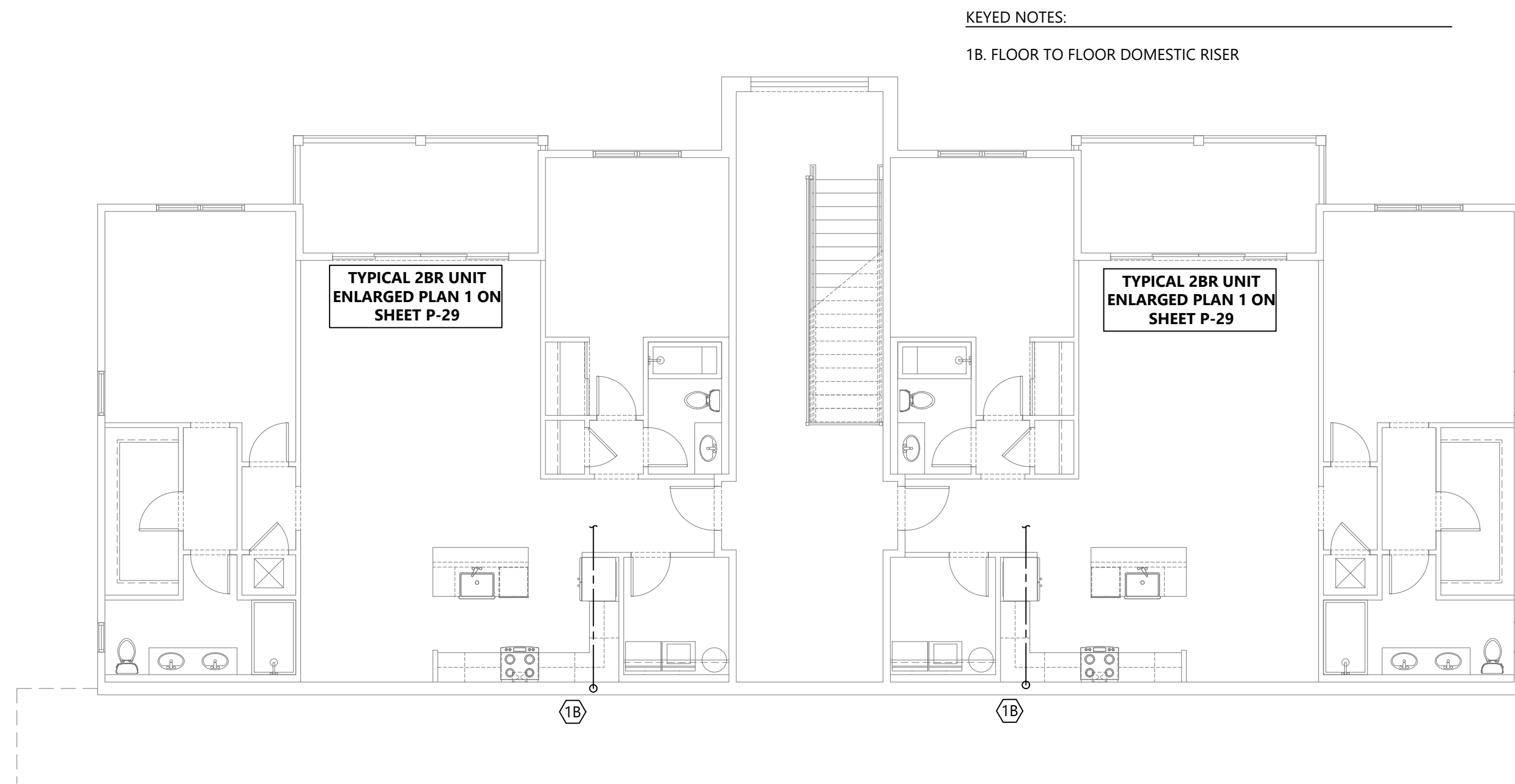
DWG DESCRIPTION:
PLUMBING SUPPLY
PLAN BLDGS 5 & 7
LEVEL 3

SHEET #:

P-21



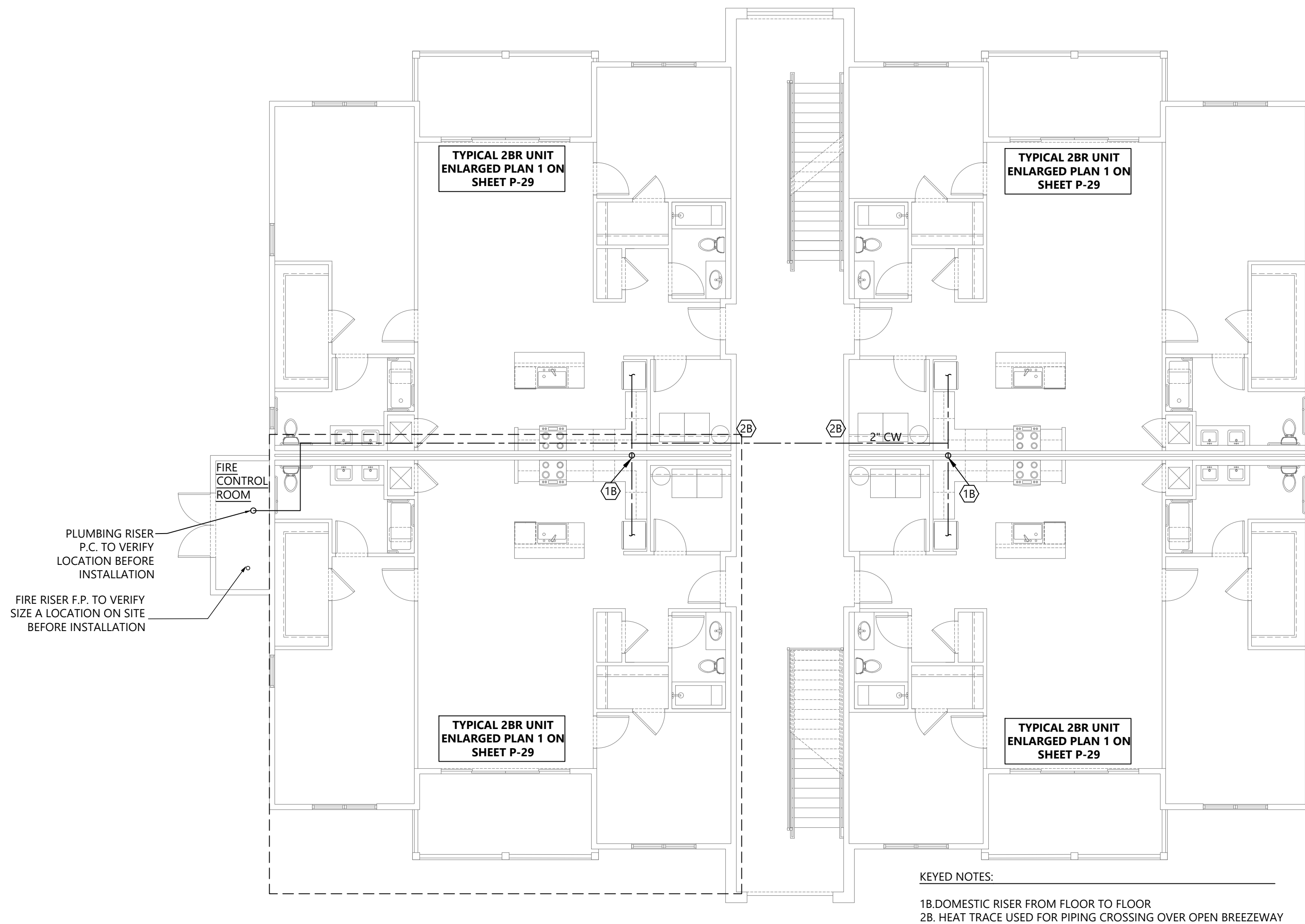
1 PLUMBING SANITARY PLAN BLDG 4 BASEMENT LEVEL
1/8"=1'-0"



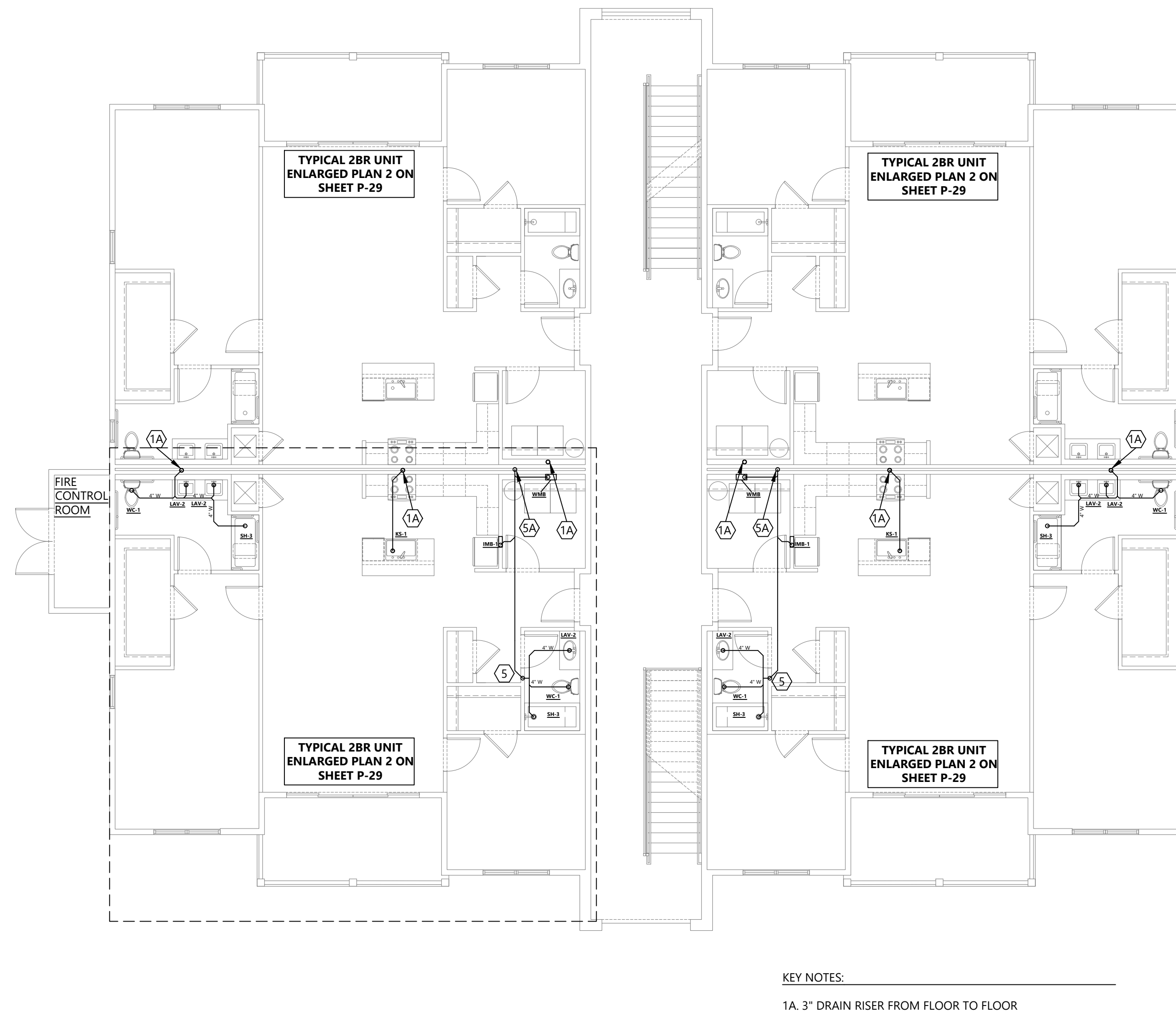
2 PLUMBING SUPPLY PLAN BLDG 4 BASEMENT LEVEL
1/8"=1'-0"

#	REVISIONS	DATE

#	REVISIONS	DATE



1 PLUMBING SUPPLY PLAN BLDG 4 LEVEL 1
1/8" = 1'-0"



2 PLUMBING SANITARY PLAN BLDG 4 LEVEL 1
1/8" = 1'-0"

- PRELIMINARY -
NOT FOR CONSTRUCTION

SIGNATURE:

CLIENT:
The orchards at Naples Road, LLC
341 N main Street
Hendersonville, NC 28792
Luis Graef: President



PROJECT:

The Orchards at Naples Road
Apartment Complex
Hendersonville, North Carolina

#	REVISIONS	DATE

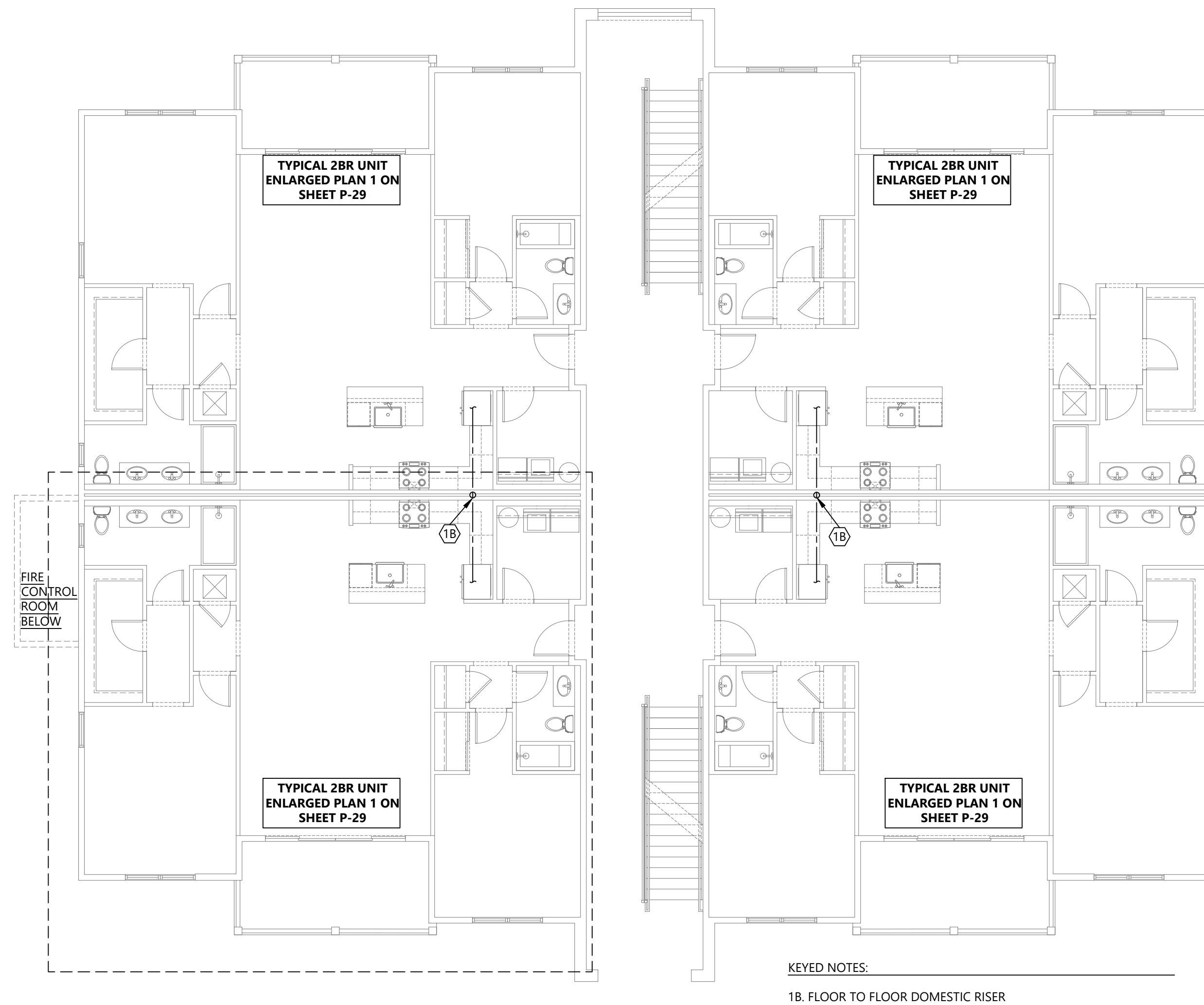
DWG INFO:

DWG DESCRIPTION:
**PLUMBING SANITARY
& SUPPLY PLAN BLDG
4 LEVEL 2**

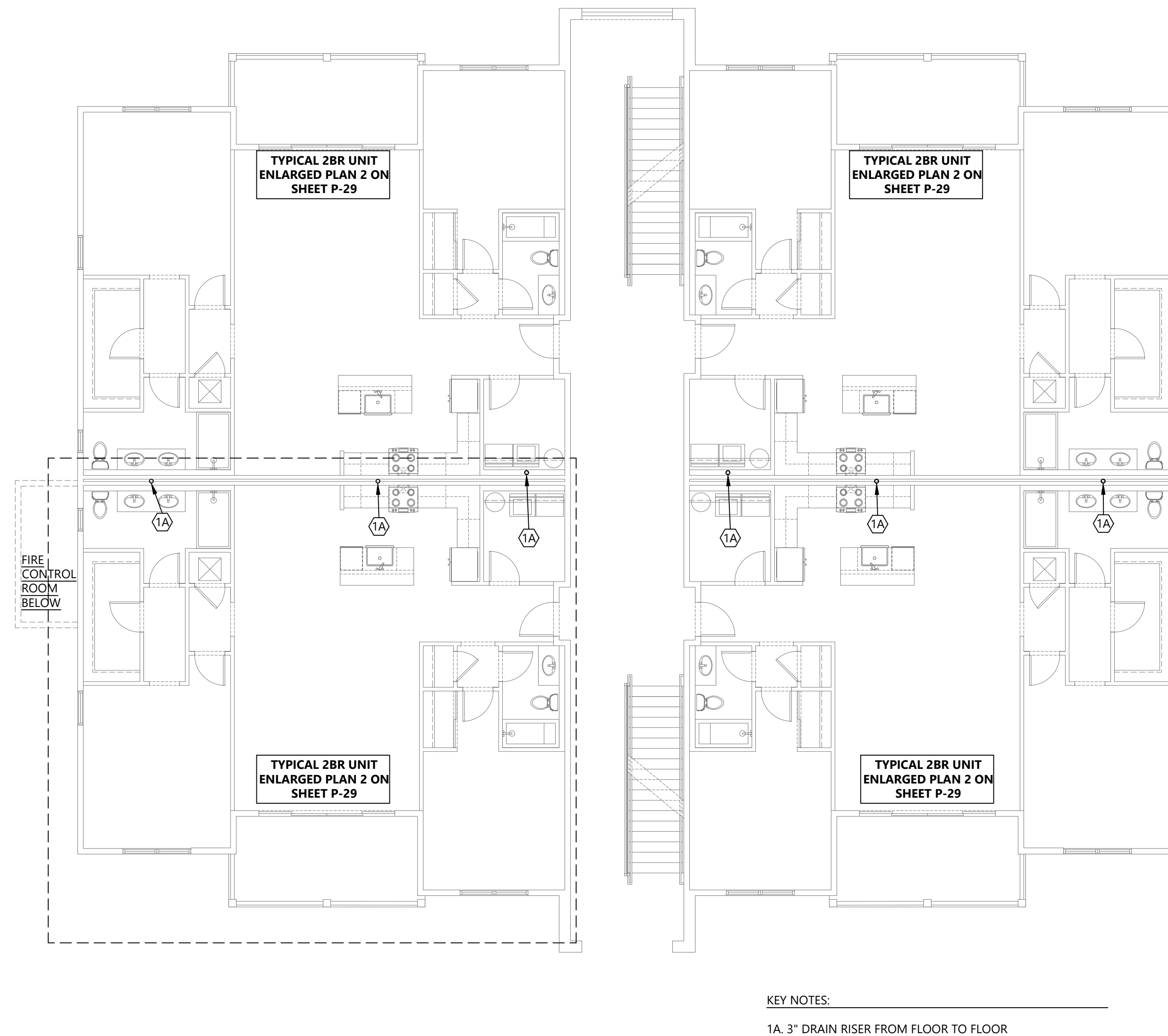
SHEET #:

P-24

WILDE # 24-125



1 PLUMBING SUPPLY PLAN BLDG 4 LEVEL 2
1/8" = 1'-0"

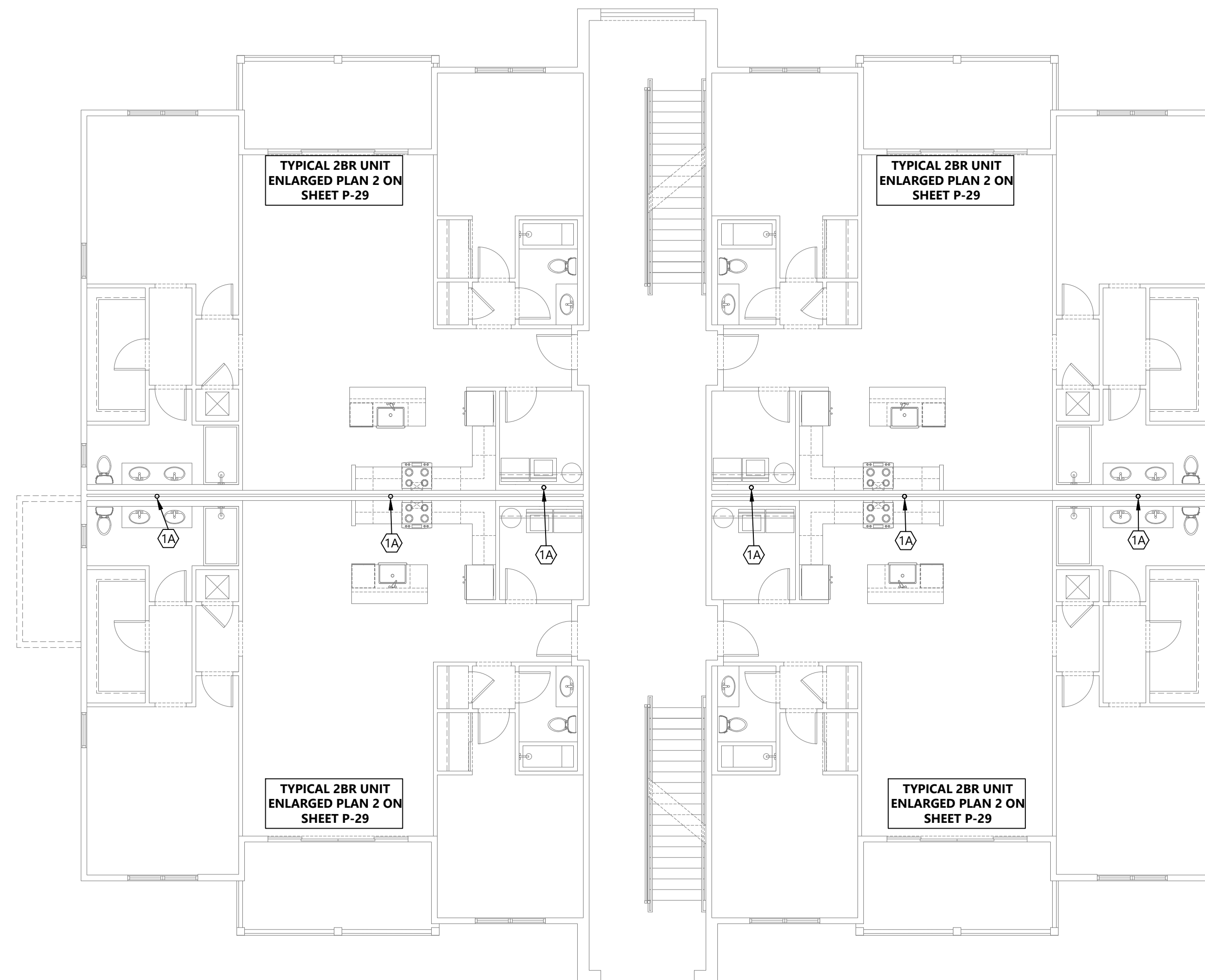


2 PLUMBING SANITARY PLAN 4 LEVEL 2
1/8" = 1'-0"

#	REVISIONS	DATE



1 PLUMBING SUPPLY PLAN BLDG 4 LEVEL 3
1/8"=1'-0"

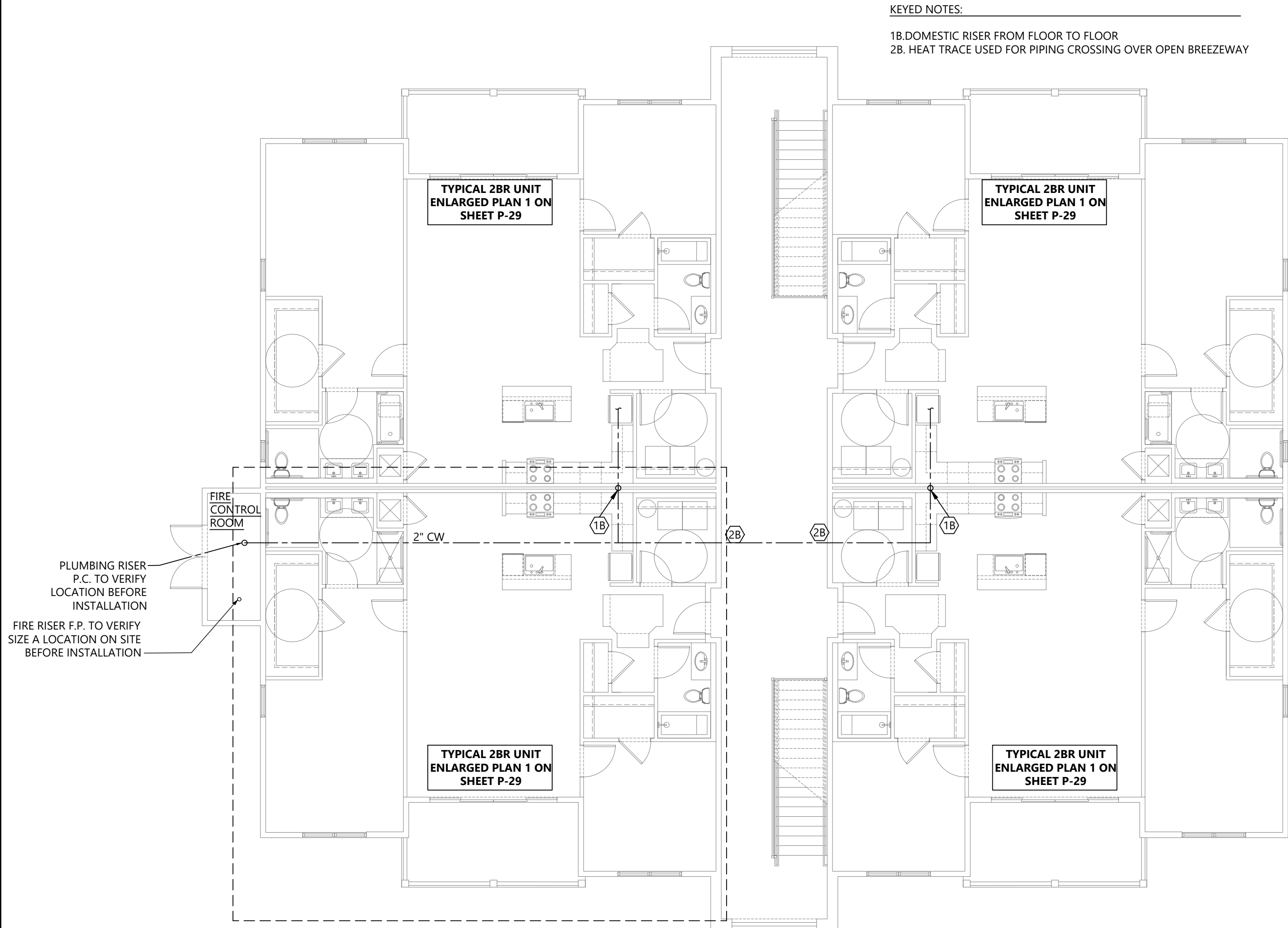


2 PLUMBING SANITARY PLAN 4 LEVEL 3
1/8"=1'-0"

#	REVISIONS	DATE

KEYED NOTES:

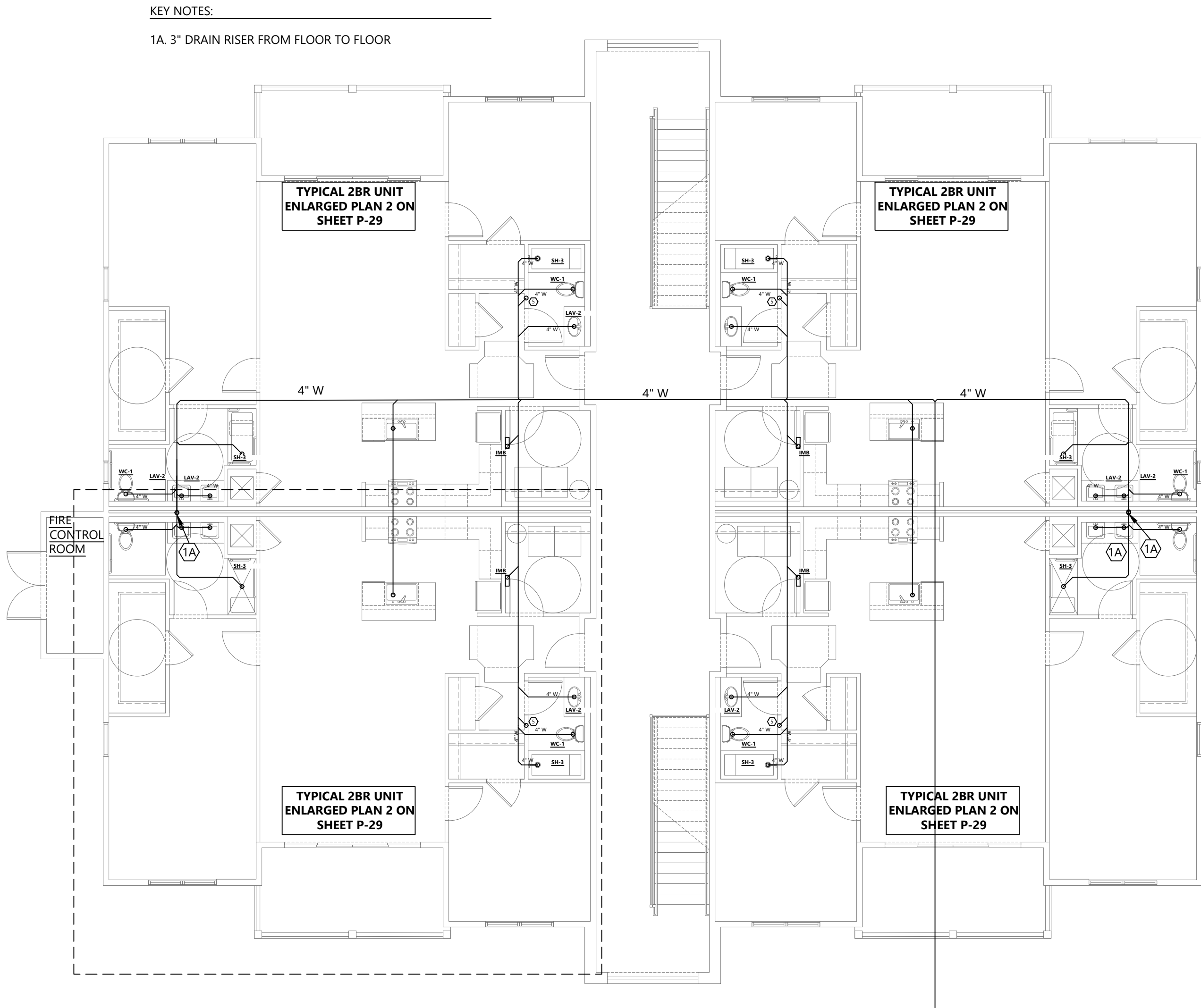
- 1B. DOMESTIC RISER FROM FLOOR TO FLOOR
2B. HEAT TRACE USED FOR PIPING CROSSING OVER OPEN BREEZEWAY



1 PLUMBING SUPPLY PLAN BLDG 2 LEVEL 1
1/8" = 1'-0"

KEY NOTES:

- 1A. 3" DRAIN RISER FROM FLOOR TO FLOOR



2 PLUMBING SANITARY PLAN BUILDING 2 LEVEL 1
1/8" = 1'-0"

- PRELIMINARY -
NOT FOR CONSTRUCTION

SIGNATURE:

CLIENT:
The orchards at Naples Road, LLC
341 N main Street
Hendersonville, NC 28792
Luis Graef: President



PROJECT:

The Orchards at Naples Road
Apartment Complex
Hendersonville, North Carolina

#	REVISIONS	DATE

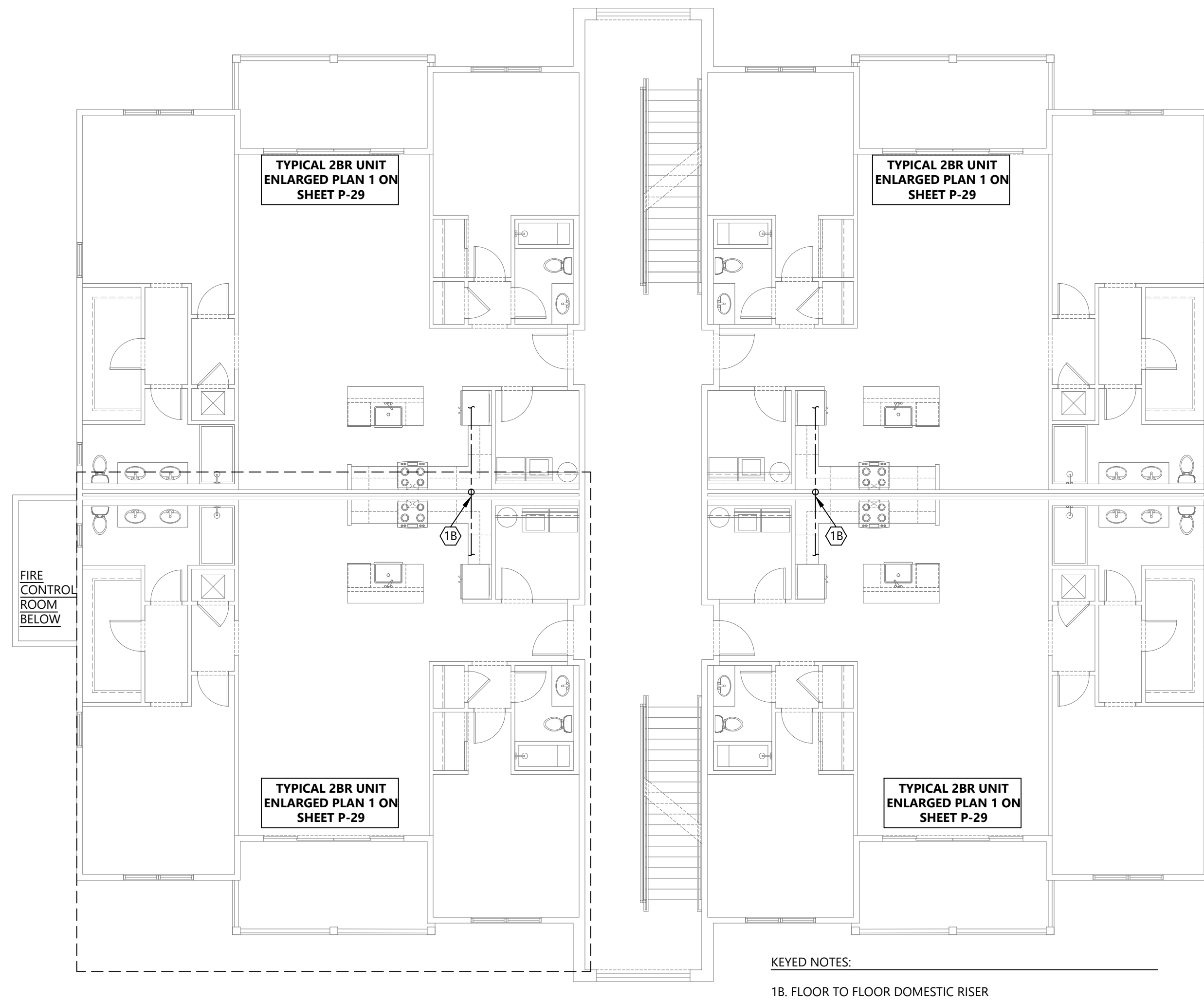
DWG INFO:

DWG DESCRIPTION:
**PLUMBING SANITARY
& SUPPLY PLAN BLDG
2 LEVEL 2**

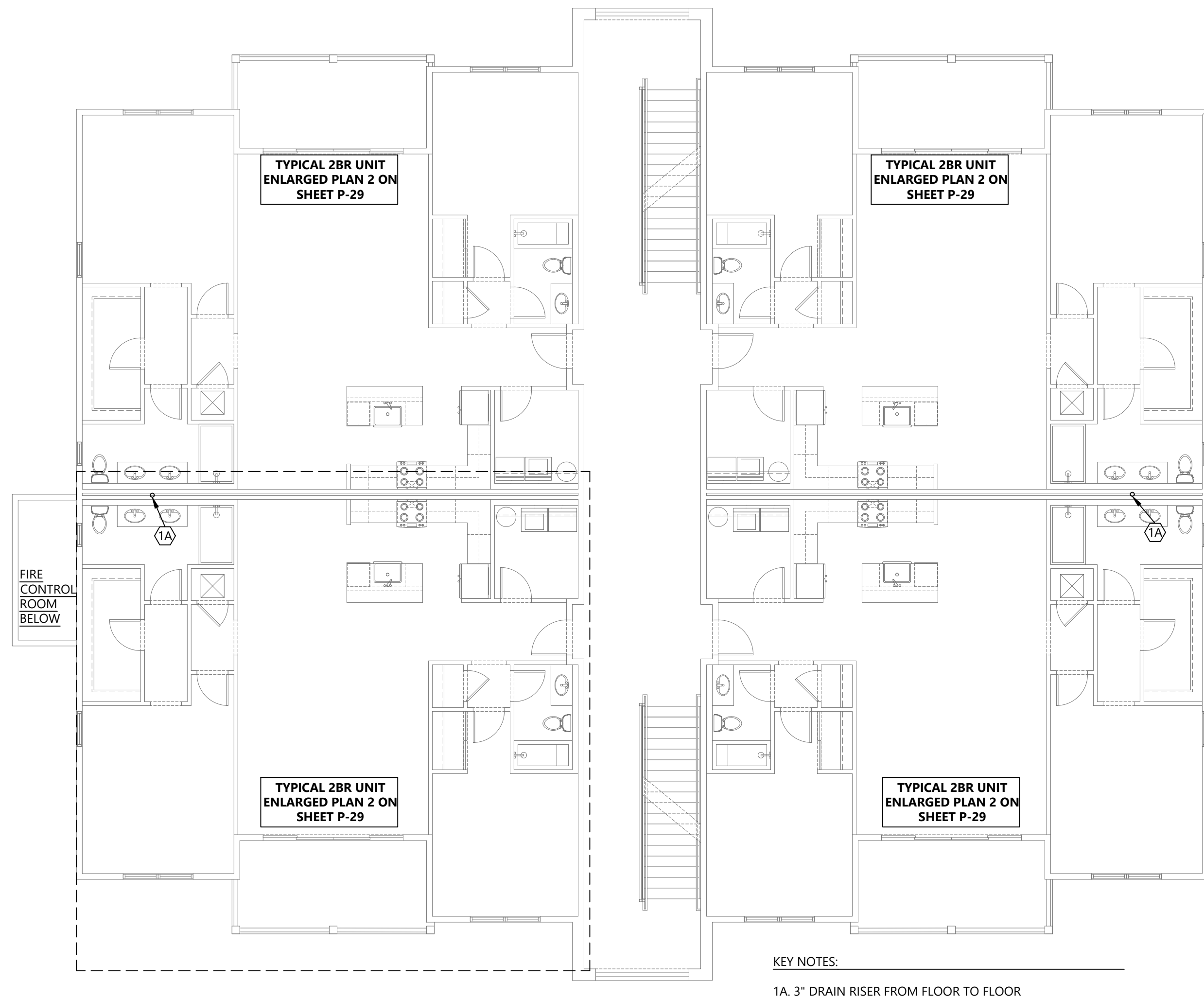
SHEET #:

P-27

WILDE # 24-125

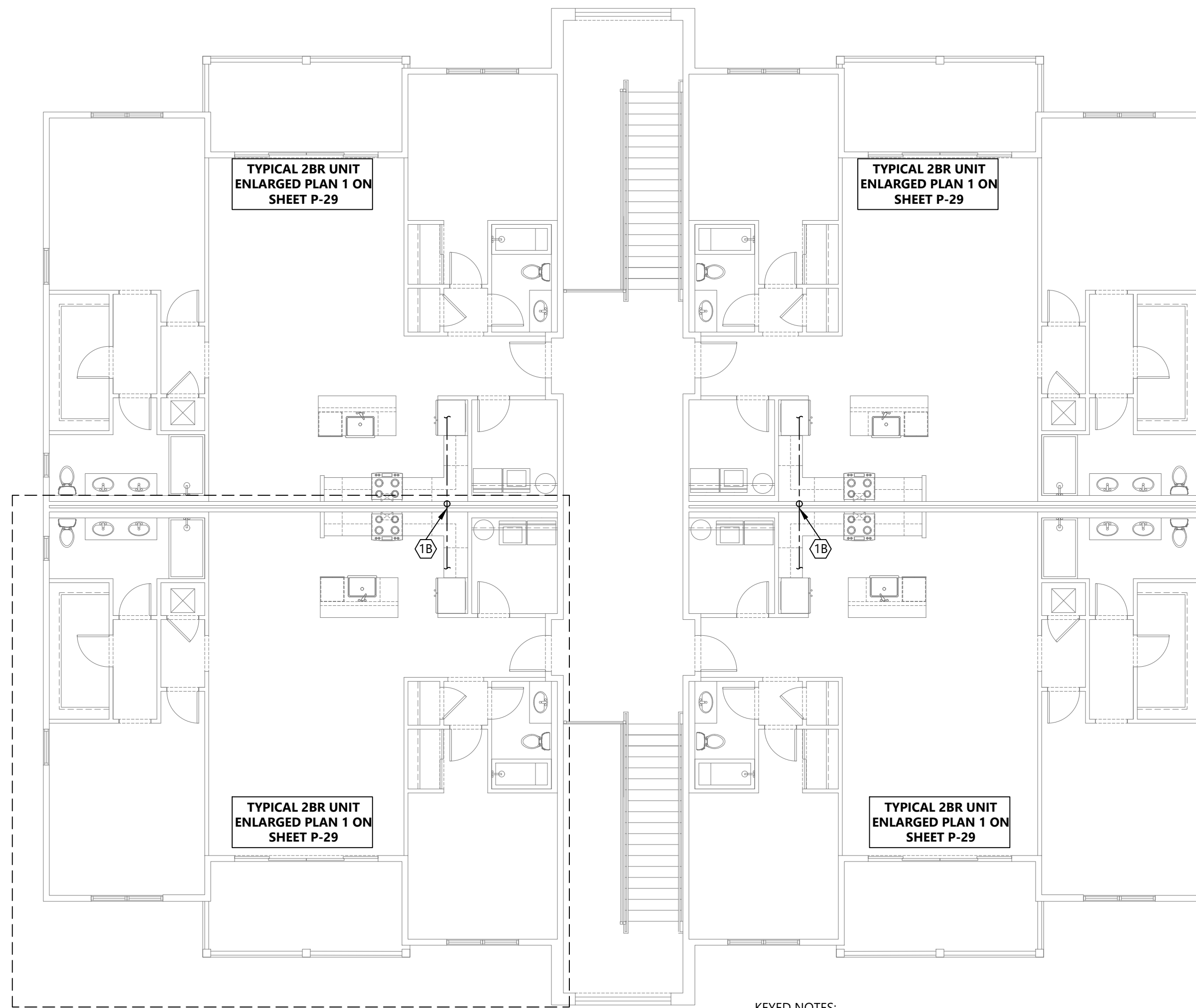


1 PLUMBING SUPPLY PLAN BLDG 2 LEVEL 2
1/8"=1'-0"



2 PLUMBING SANITARY PLAN BUILDING 2 LEVEL 2
1/8"=1'-0"

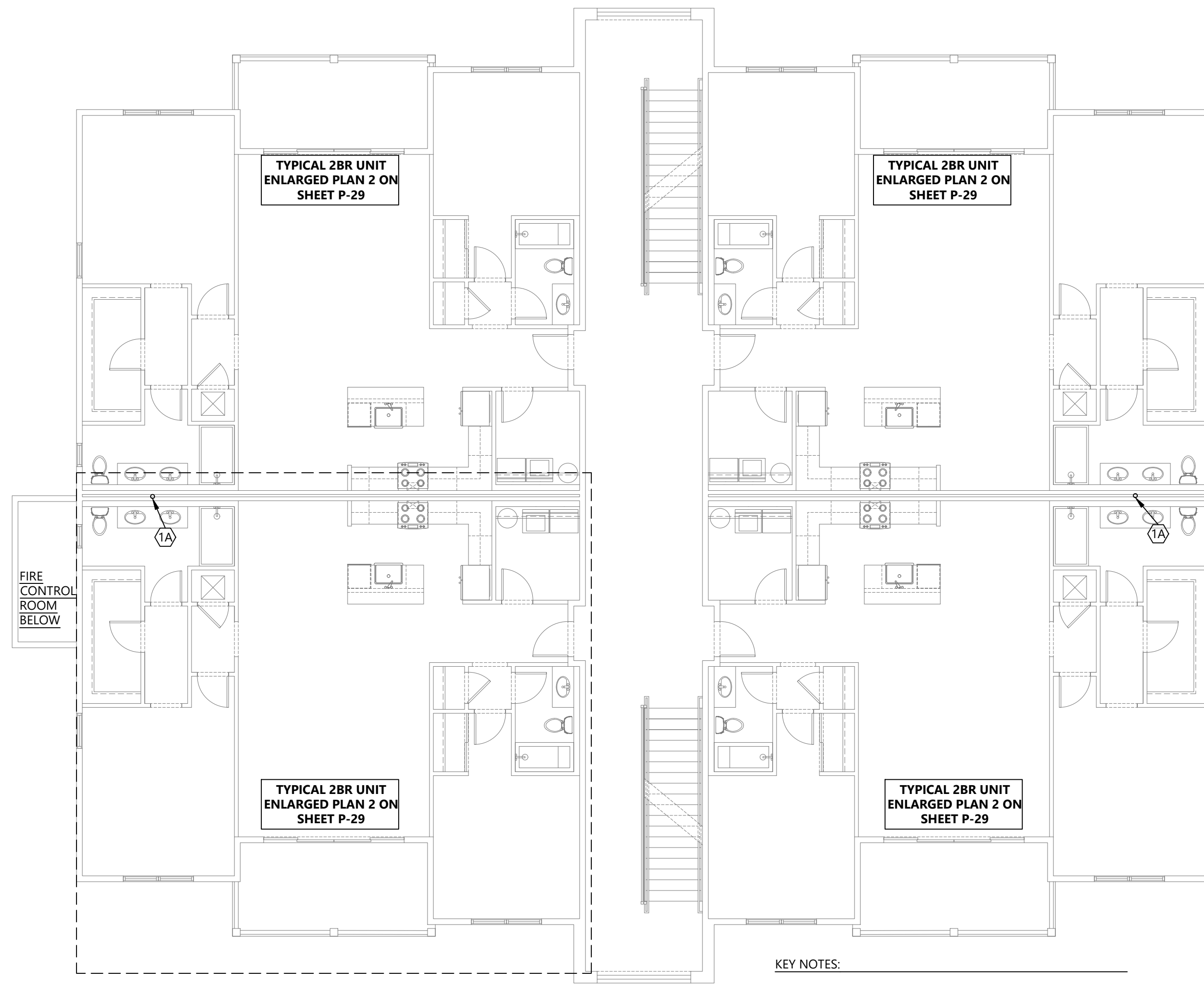
#	REVISIONS	DATE



KEYED NOTES:

1B. DOMESTIC RISER FROM FLOOR TO FLOOR

1 PLUMBING SUPPLY PLAN BLDG 2 LEVEL 3
1/8"=1'-0"



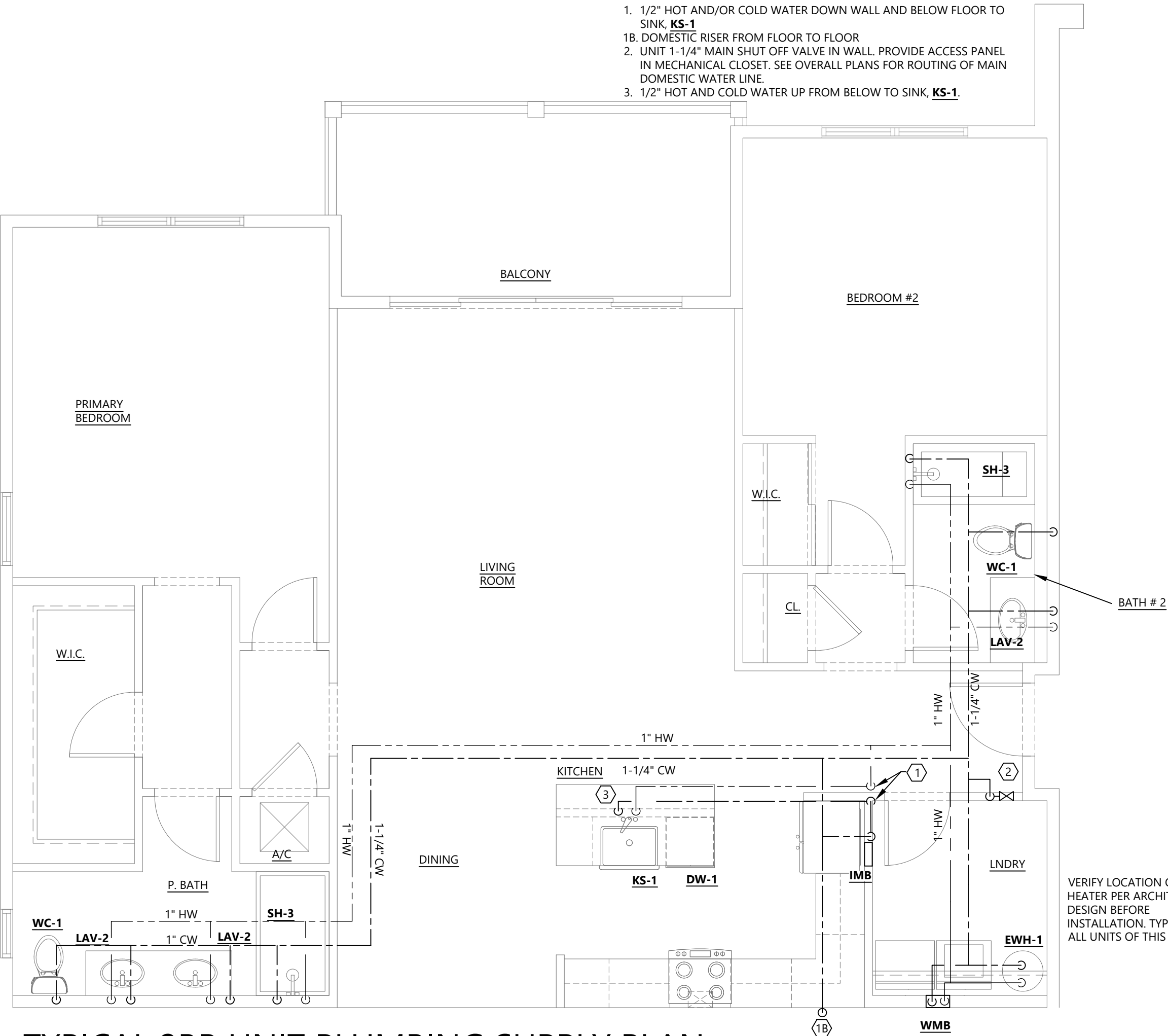
KEY NOTES:

1A. 3" DRAIN RISER FROM FLOOR TO FLOOR

2 PLUMBING SANITARY PLAN BUILDING 2 LEVEL 3
1/8"=1'-0"

PLUMBING SUPPLY KEYED NOTES:

1. 1/2" HOT AND/OR COLD WATER DOWN WALL AND BELOW FLOOR TO SINK **KS-1**
- 1B. DOMESTIC RISER FROM FLOOR TO FLOOR
2. UNIT 1-1/4" MAIN SHUT OFF VALVE IN WALL. PROVIDE ACCESS PANEL IN MECHANICAL CLOSET. SEE OVERALL PLANS FOR ROUTING OF MAIN DOMESTIC WATER LINE.
3. 1/2" HOT AND COLD WATER UP FROM BELOW TO SINK **KS-1**.

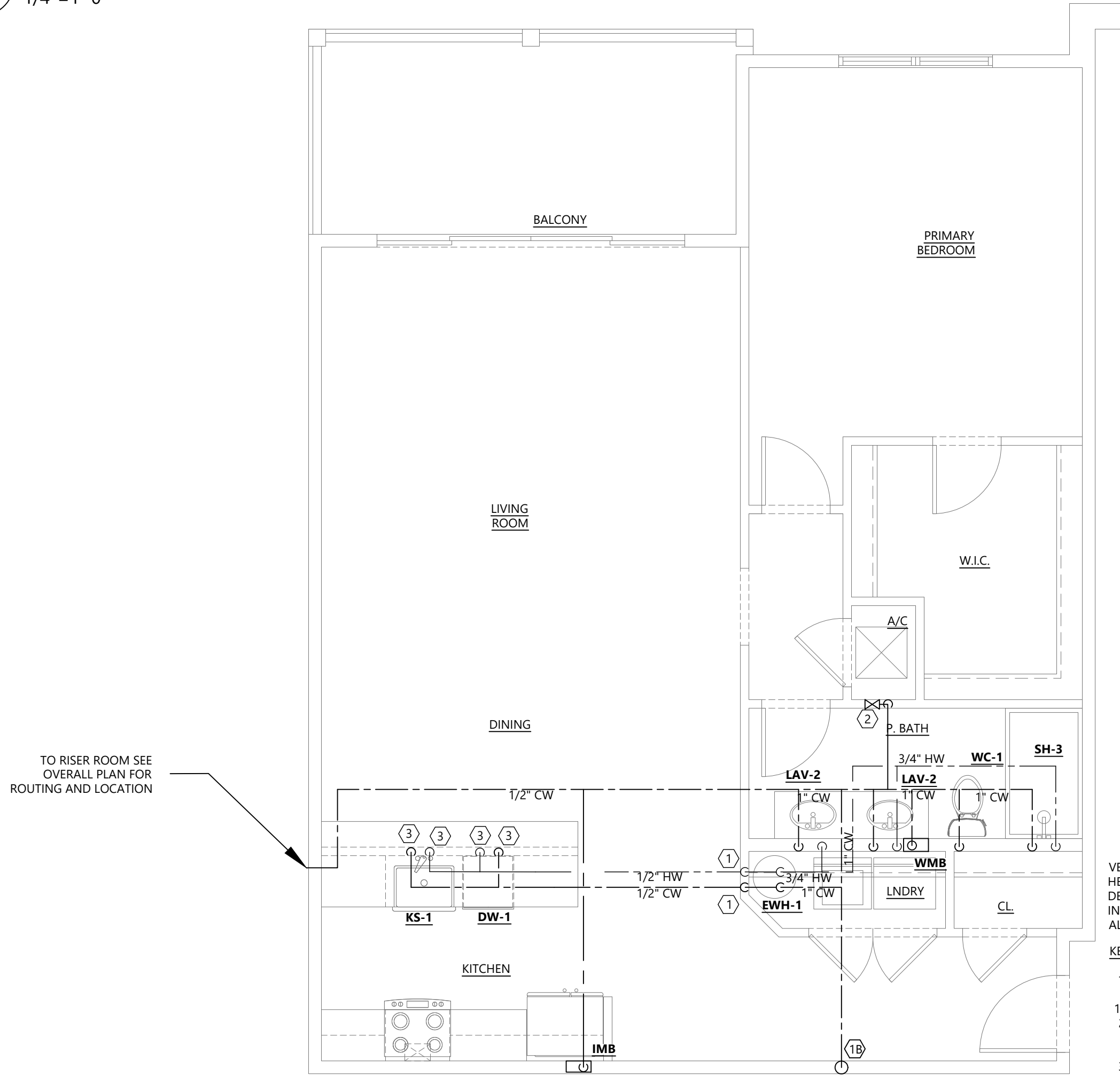


1 TYPICAL 2BR UNIT PLUMBING SUPPLY PLAN

1/4"=1'-0"

2 TYPICAL 2BR UNIT PLUMBING SANITARY PLAN

1/4"=1'-0"



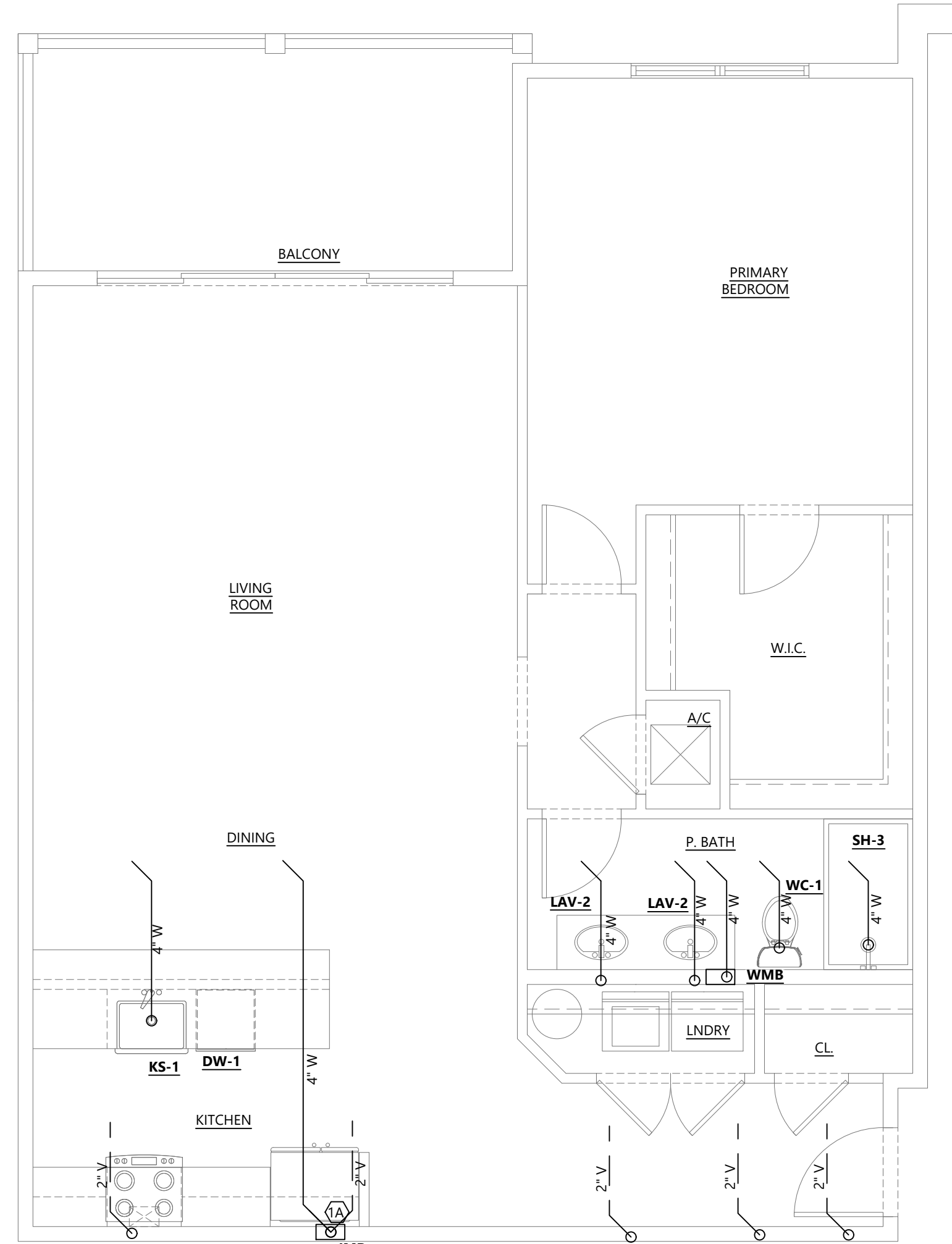
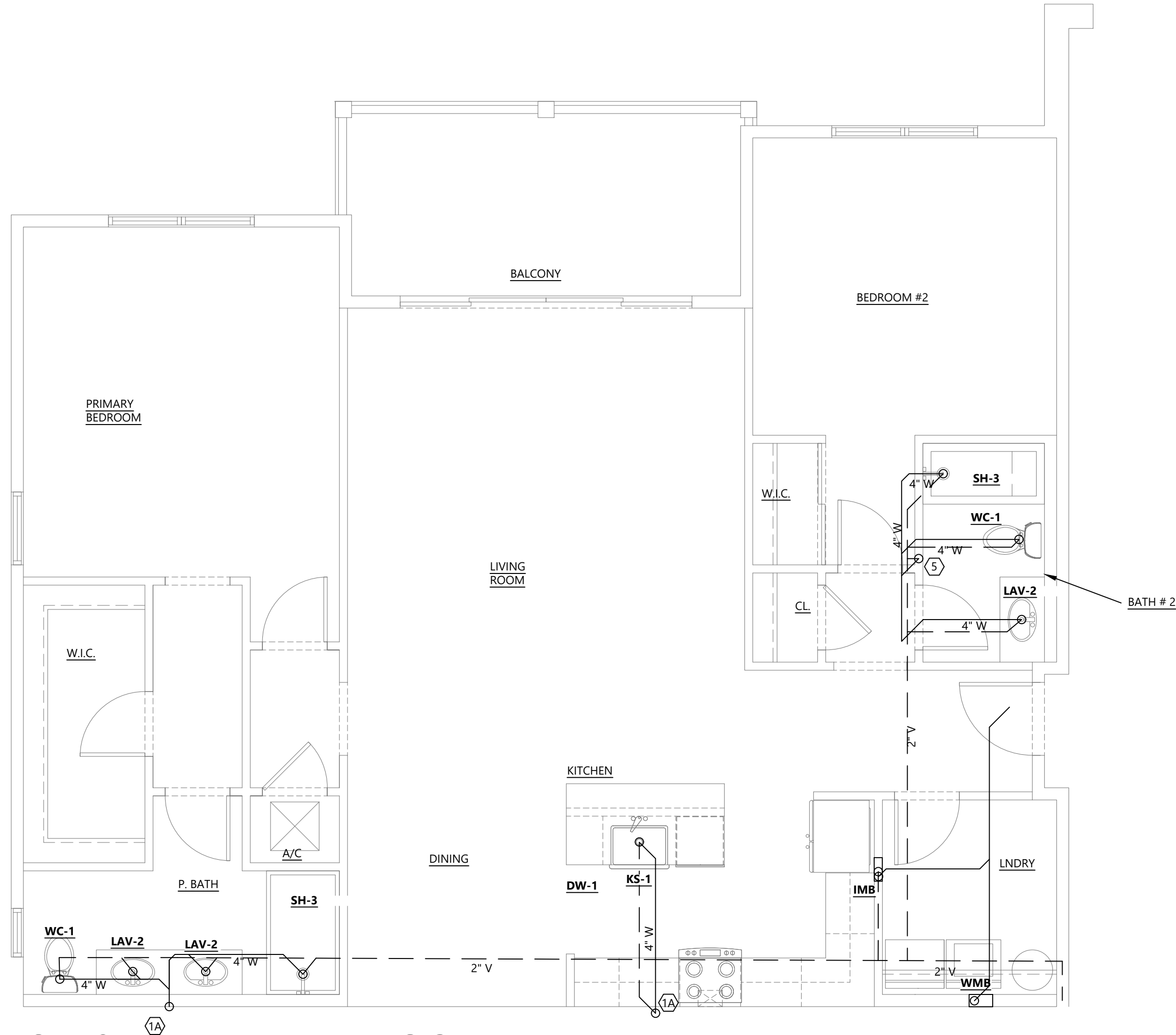
3 TYPICAL 1 BR UNIT PLUMBING SUPPLY PLAN

1/4"=1'-0"

VERIFY LOCATION OF WATER HEATER PER ARCHITECT'S DESIGN BEFORE INSTALLATION. TYPICAL FOR ALL UNITS OF THIS TYPE

KEYED NOTES:

1. 1/2" HOT AND/OR COLD WATER DOWN WALL AND BELOW FLOOR TO SINK **KS-1**
- 1B. DOMESTIC RISER FROM FLOOR TO FLOOR
2. UNIT 1-1/4" MAIN SHUT OFF VALVE IN WALL. PROVIDE ACCESS PANEL IN MECHANICAL CLOSET. SEE OVERALL PLANS FOR ROUTING OF MAIN DOMESTIC WATER LINE.
3. 1/2" HOT AND COLD WATER UP FROM BELOW TO SINK **KS-1**.



4 TYPICAL 1 BR UNIT PLUMBING SANITARY PLAN

1/4"=1'-0"

- PRELIMINARY -
NOT FOR CONSTRUCTION

SIGNATURE:

CLIENT:

The Orchards at Naples Road, LLC
341 N main Street
Hendersonville, NC 28792
Luis Graef: President



PROJECT:

The Orchards at Naples Road
Apartment Complex
Hendersonville, North Carolina

#	REVISIONS	DATE

DWG INFO:

DWG DESCRIPTION:

ENLARGED UNIT
PLANS

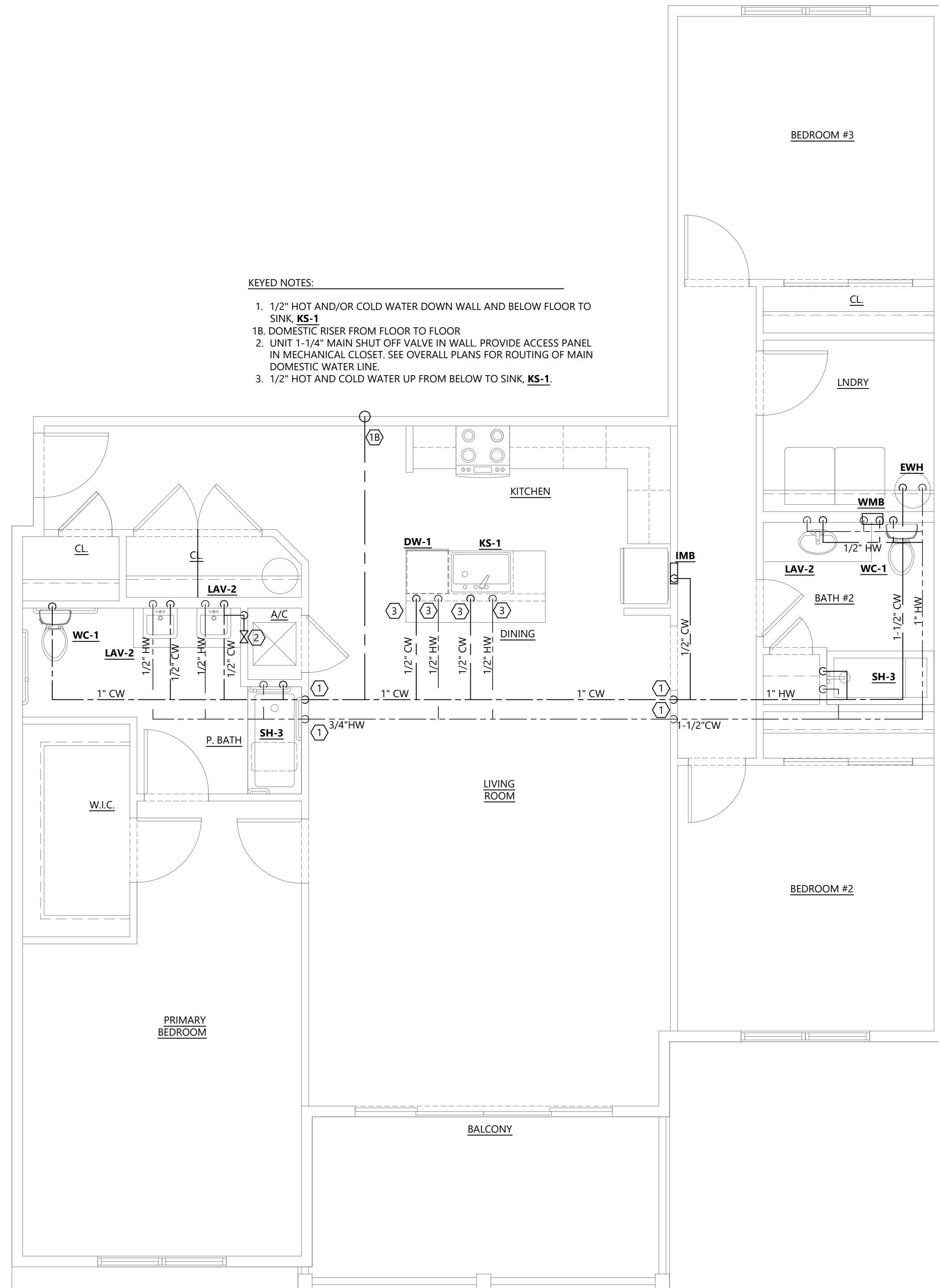
SHEET #:

P-29

#	REVISIONS	DATE

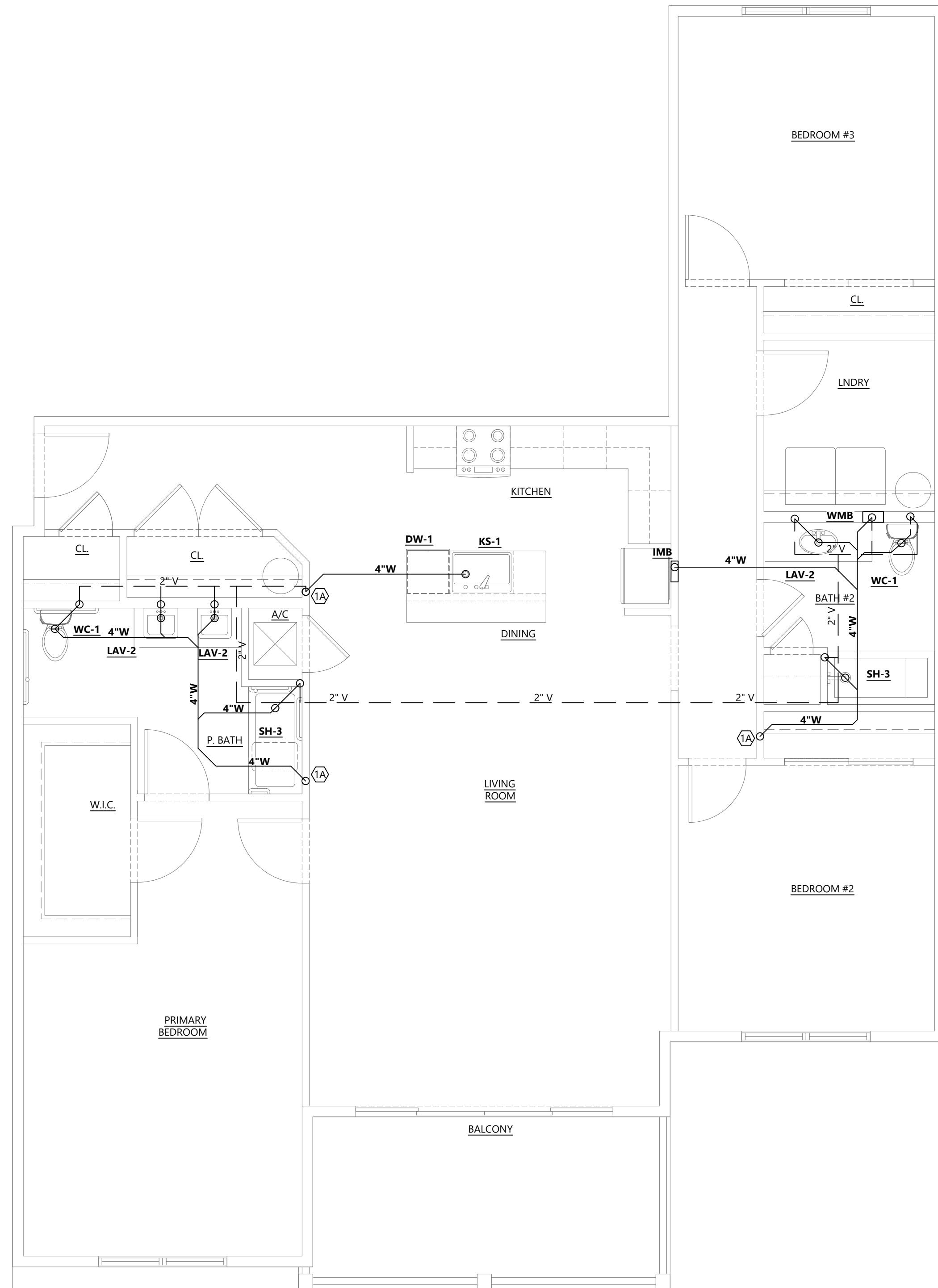
KEYED NOTES:

1. 1/2" HOT AND/OR COLD WATER DOWN WALL AND BELOW FLOOR TO SINK, **KS-1**
- 1B. DOMESTIC RISER FROM FLOOR TO FLOOR
2. UNIT 1-1/4" MAIN SHUT OFF VALVE IN WALL, PROVIDE ACCESS PANEL IN MECHANICAL CLOSET. SEE OVERALL PLANS FOR ROUTING OF MAIN DOMESTIC WATER LINE.
3. 1/2" HOT AND COLD WATER UP FROM BELOW TO SINK, **KS-1**.

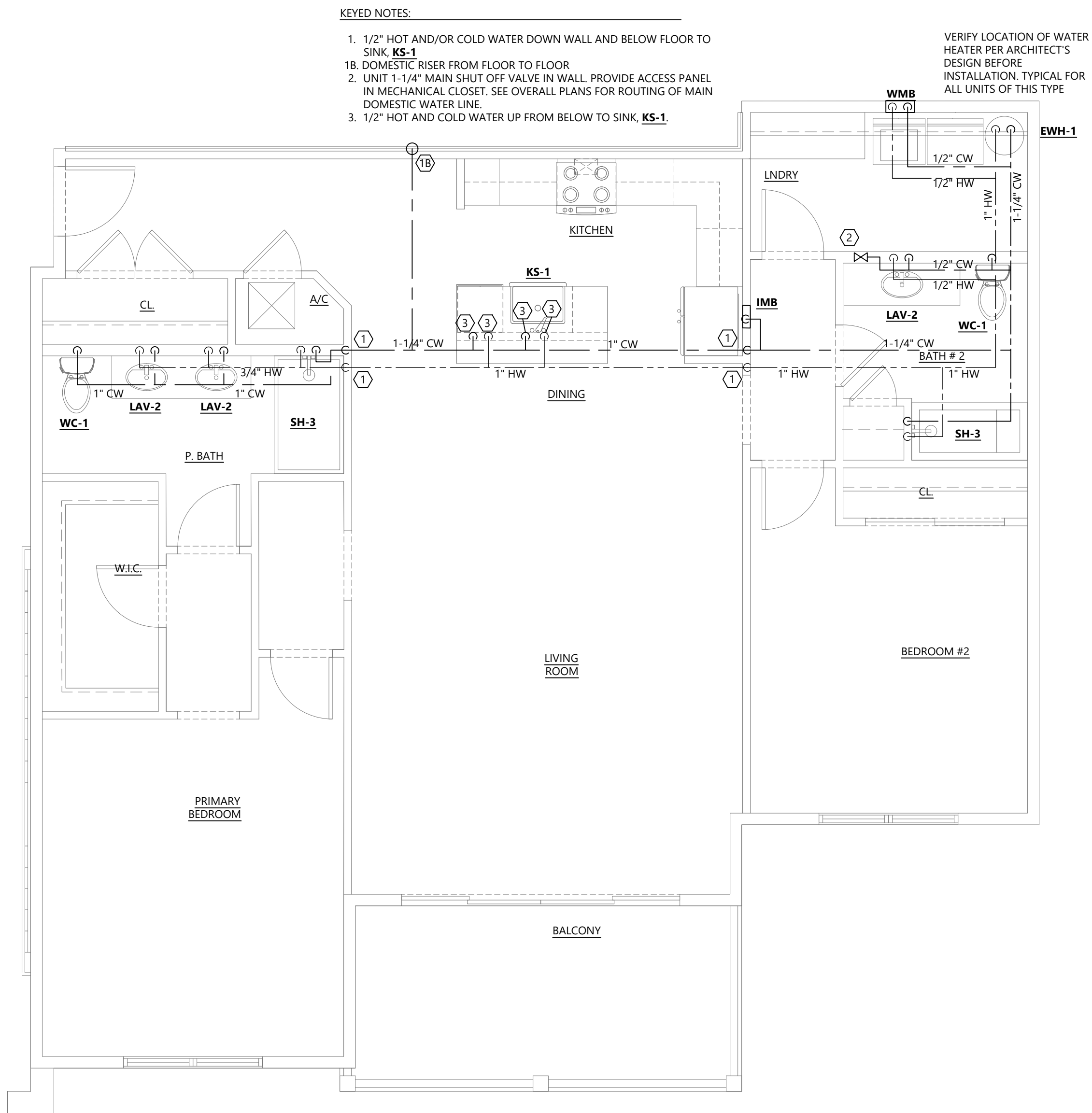


VERIFY LOCATION OF WATER
HEATER PER ARCHITECT'S
DESIGN BEFORE
INSTALLATION. TYPICAL FOR
ALL UNITS OF THIS TYPE

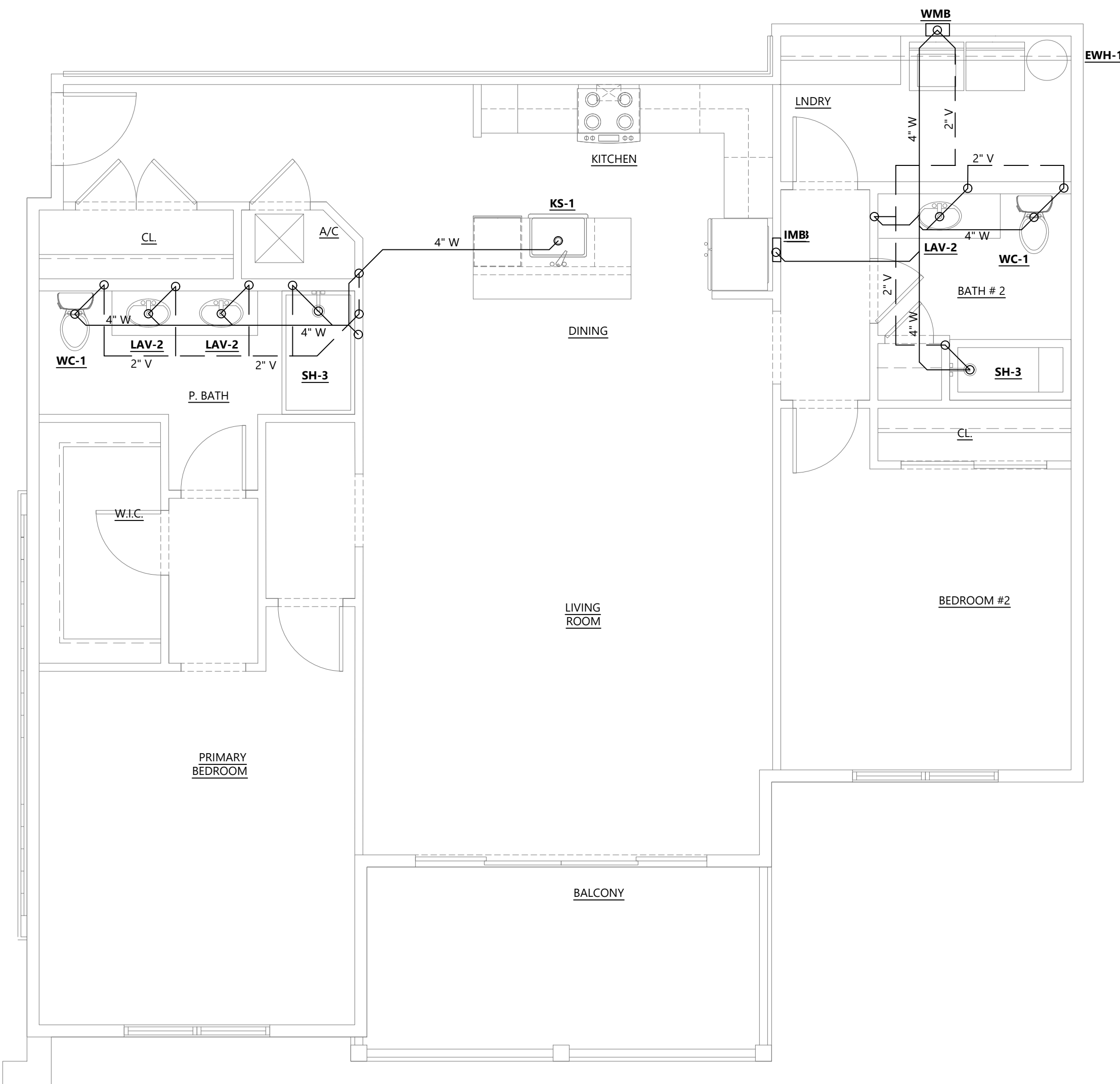
1 TYPICAL 3BR UNIT PLUMBING SUPPLY PLAN
1/4"=1'-0"



2 TYPICAL 3BR PLUMBING SANITARY PLAN
1/4"=1'-0"



1 TYPICAL 2BR UNIT LEVEL 3 PLUMBING SUPPLY PLAN
1/4" = 1'-0"



2 TYPICAL 2BR UNIT LEVEL 3 PLUMBING SANITARY PLAN
1/4" = 1'-0"

- PRELIMINARY -
NOT FOR CONSTRUCTION

SIGNATURE:

CLIENT:
The Orchards at Naples Road, LLC
341 N main Street
Hendersonville, NC 28792
Luis Graef: President



PROJECT:

The Orchards at Naples Road
Apartment Complex
Hendersonville, North Carolina

#	REVISIONS	DATE

DWG INFO:

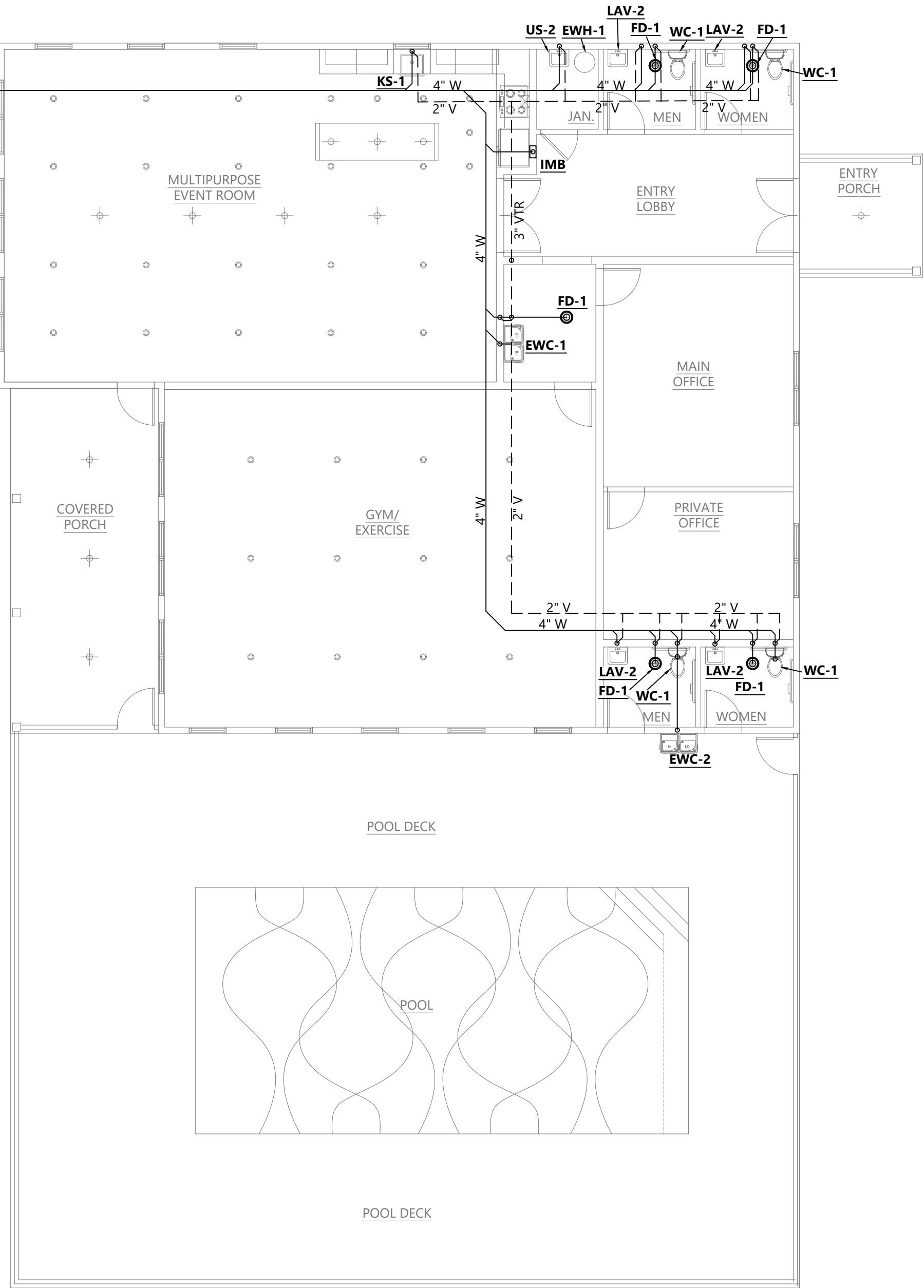
DWG DESCRIPTION:

ENLARGED UNIT
PLANS

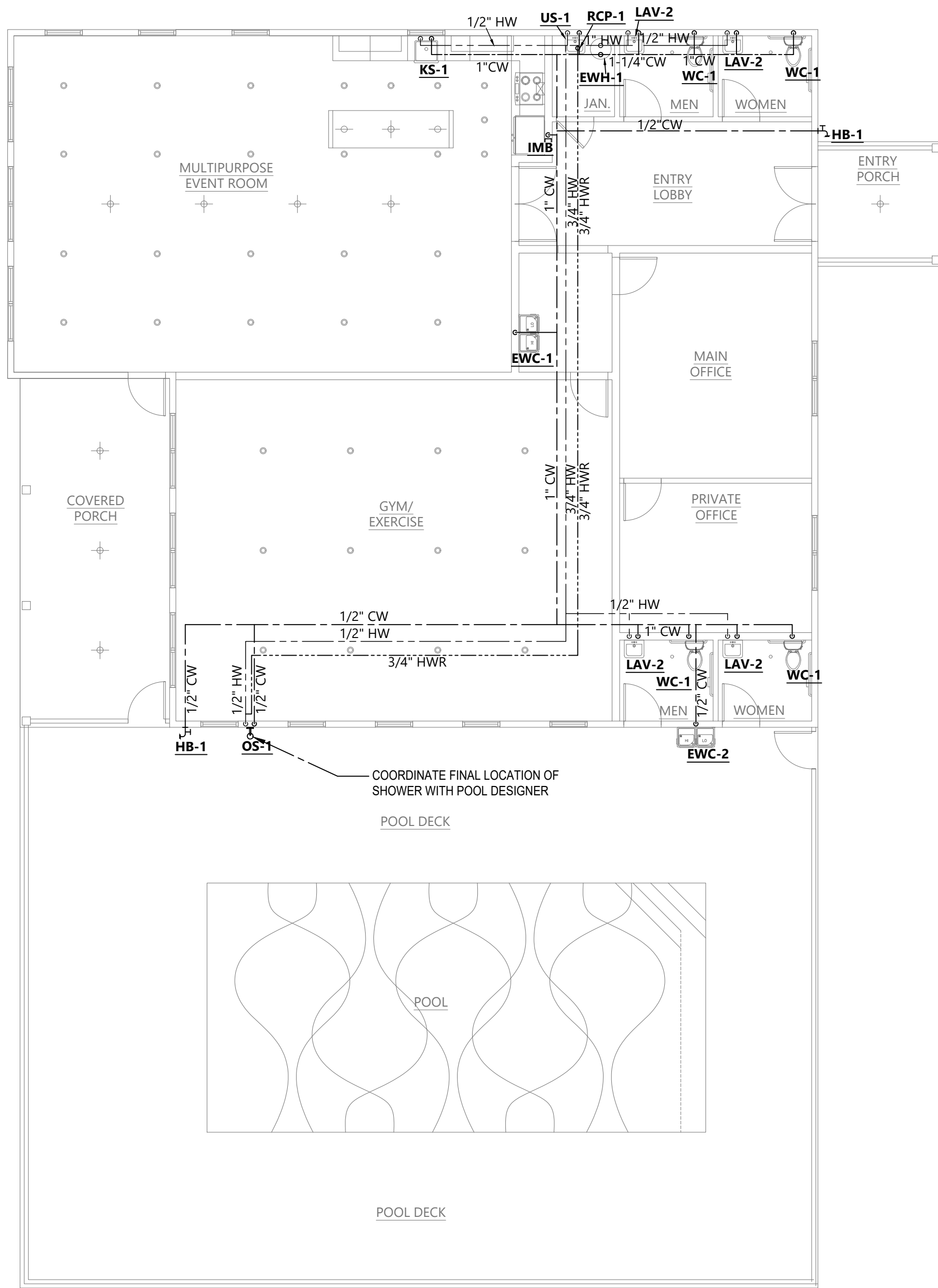
SHEET #:

P-31

4" SANITARY REFER
TO CIVL DRAWINGS FOR
CONTINUATION



1 AMENITIES BUILDING SANITARY PIPING PLAN
1/8" = 1'-0"



2 AMENITIES BUILDING SUPPLY PIPING PLAN
1/8" = 1'-0"

ELECTRIC TANK WATER HEATER SCHEDULE - AMENITIES BUILDING

Tag	Service	Location	HEATING INPUT (kW)	Volt/Ph	Mfg/Model #	Gallons	Notes
EW1	JANITOR'S CLOSET	ON FLOOR	5.1kW	208V/1ph	AMERICAN STANDARD/ENS30L-6	30	-

PLUMBING FIXTURE SCHEDULE - AMENITIES BUILDING

PLUMBING FIXTURE SCHEDULE - AMENITIES BUILDING															
	TAG	MANUFACTURER	MODEL	WATER CONSUMPTION	FINISH	ADA	MOUNTING	CONNECTION	OPERATION	ACCESSORIES	RUNOUT PIPE SIZE				COMMENTS
											CW	HW	W	V	
WATER CLOSET	WC-1 BOWL	KOHLER	KINGSTON/K-25077-0	1.28 GPF EPA "WATERSENSE"	WHITE VITREOUS CHINA	YES	FLOOR	TANK	MANUAL	SEAT: BEMIS LUSTRA K4650	3/4"	-	4"	2"	-
LAVATORY	LAV-1 BOWL	KOHLER	KINGSTON/K-2005	-	WHITE VITREOUS CHINA	YES	WALL	-	FAUCET	-	1/2"	1/2"	4"	2"	-
	LAV-1 FAUCET	KOHLER	CORALAIS/L-15240-4NDRA	.5 GPM EPA "WATERSENSE"	POLISHED CHROME	YES	DECK	4" CENTERS	MANUAL	ASSE 1070 THERMOSTATIC MIXING VALVE					-
KITCHEN SINK	SK-1 BOWL	KOHLER	STACCATO/K-3362-1	-	STAINLESS STEEL	YES	DROP IN	-	FAUCET	-	-	-	4"	2"	-
	SK-1 FAUCET	KOHLER	CRUE/K-22972	1.5 GPM EPA "WATERSENSE"	POLISHED CHROME	YES	DECK	SINGLE HOLE	MANUAL	ASSE 1070 THERMOSTATIC MIXING VALVE	1/2"	1/2"	-	-	-
SHOWER	SH-3 FAUCET	KOHLER	PURIST/K-22170-G	-	POLISHED CHROME	-	WALL	-	MANUAL	ASSE 1070 THERMOSTATIC MIXING VALVE	1/2"	-	4"	2"	-
HOSE BIBB	HB-1	WOODFORD	MODEL 65EP	-	POLISHED CHROME	-	WALL	-	MANUAL	-	1/2"	-	-	-	FREEZELESS
OUTDOOR SHOWER	OS-1	PRIER	C-108SH1	-	STAINLESS STEEL	-	EXTERIOR WALL	-	MANUAL	ASSE 1070 THERMOSTATIC MIXING VALVE	1/2"	1/2"	-	-	FREEZELESS AND SELF DRAINING
WATER COOLER	EWC-1	ELKAY	LZSTL8LC	-	GRAY GRANITE	-	INTERIOR WALL	-	MANUAL	-	1/2"	-	4"	2"	-
	EWC-2	ELKAY	EDFP217FPK	-	GRAY GRANITE	-	EXTERIOR WALL	-	MANUAL	-	1/2"	-	4"	2"	-

#	REVISIONS	DATE
1	08/07/23	PERMIT COMMENTS