

3755-MURANO THREE OAKS UNITS - ID

PROJECT MANUAL OF UNIT INTERIOR FINISHES

12/13/18

FT. MYERS, FL



PHOTO	TAG	MANUFACTURE	PRODUCT / STYLE	COLOR	FINISH/MATERIAL	DIMENSIONS	NOTES
<u>PAINT</u>							
	P-1	BENJAMIN MOORE	2140-60	MOONSHINE	VARIES	N/A	LOCATION: FLAT-CEILINGS, SATIN -ALL WALLS
	P-2	BENJAMIN MOORE	AF-715	DOLPHIN	SEMIGLOSS	N/A	LOCATION: ALL TRIM AND DOORS


PHOTO	TAG	MANUFACTURE	PRODUCT / STYLE	COLOR	FINISH/MATERIAL	DIMENSIONS	NOTES
<u>COUNTERTOP</u>							
	G-1	KEYS GRANITE	GRANITE	SUMMIT WHITE	POLISHED	3CM	LOCATION: ALL KITCHEN AND BATHS/ BACKSPLASH HEIGHT: 4" CONTACT: TERRY.TAMPA@DAL TILE.COM

PHOTO	TAG	MANUFACTURE	PRODUCT / STYLE	COLOR	FINISH/MATERIAL	DIMENSIONS	NOTES
CABINET							
	CAB-1	ADVANTA CABINETS	GALLERY - SHAKER STYLE	FASHION GREY	RIGID THERMOFOIL LAMINATE FUSED TO MDF CORE	N/A	LOCATION: ALL CABINETS/ CONTACT: KOLINGER@ACICORP.COM
	HDW-1	RICHELIEU	BP56325160140 CONTEMPORARY METAL PULL	N/A	CHROME	6.5" L	LOCATION: ALL CABINET HARDWARE/ CONTACT: DJOHNSON@RICHELIEU.COM

PHOTO	TAG	MANUFACTURE	PRODUCT / STYLE	COLOR	FINISH/MATERIAL	DIMENSIONS	NOTES
TILE							
	T-1	SHAW PROPERTY SOLUTIONS	TGK36 OPTICALS GLASS	00511 LUNAR	GLASS	3"X6"	LOCATION: KITCHEN BACKSPLASH TILE / GROUT: *NON SANDED MAPEI #27 SILVER - 1/8" GROUT JOINT / CONTACT: SEAN.WYNN@SHAWINC.COM
	T-2	TRINITY SURFACES	NOVARA	BEIGE	NATURAL	12"X24"	LOCATION: BATHROOM SHOWER WALL TILE / GROUT: MAPEI #93 WARM GRAY- 1/8" GROUT JOINT/ INSTALL: HORIZONTAL 3/4" OFFSET/ CONTACT: MHEPNER@TRINITYSURFACES.COM

PHOTO	TAG	MANUFACTURE	PRODUCT / STYLE	COLOR	FINISH/MATERIAL	DIMENSIONS	NOTES
FLOORING							
	CPT-1	MOHAWK	PM394 ACTION ITEM	959 TITAN	SMARTSTRAND NANOLOC BCF TRIEXTA AND BCF P.E.T.	12' W ROLLS	LOCATION: ALL BEDROOMS/ CONTACT: JAMES_WATTS@MOHAWKIND.COM
	LTV-1	FLOOR FOLIO	OMBRE	648-703	LUXURY VINYL TILE	6"X36", 8MIL	LOCATION: KITCHEN, LIVING ROOMS, AND BATHROOMS/ CONTACT: JTRUITT@FLOORFOLIO.COM







PHOTO	TAG	MANUFACTURE	PRODUCT / STYLE	COLOR	FINISH/MATERIAL	DIMENSIONS	NOTES
<u>LIGHT FIXTURES</u>							
	LF-1	PROGRESS LIGHTING	P3632-1530K9 ONE LIGHT FLUSH MOUNT LED	WHITE ACRYLIC DIFFUSER	POLISHED CHROME	13"DIA	LOCATION: ENTRY FOYERS, WALK IN CLOSETS, LAUNDRY, AND CORRIDORS. LAMP: LED
	LF-2	SEAGULL LIGHTING	6508793S-962 LARGE LED PENDANT	N/A	BRUSHED NICKEL	16"DIA X 13-1/4"H	LOCATION: KITCHEN ISLAND. LAMP: LED
	LF-3	SEAGULL LIGHTING	31160EN3-05 OSLO THREE LIGHT CHANDELIER	N/A	CHROME	15"DIA X 16-1/2"H	LOCATION: DINING, LAMP: LED
	LF-4	PROGRESS LIGHTING	P2539-0930K SIGNATURE PLUS II FAN	WHITE OPAL GLASS	BRUSHED NICKEL	54"DIA	LOCATION: LIVING ROOM & BEDROOMS. LAMP: LED
	LF-5	PROGRESS LIGHTING	4424603EN3 ALTURAS THREE LIGHT WALL	N/A	CHROME	22"W X 7-1/2"D X 9-1/8"H	LOCATION: BATHROOM VANITIES
	LF-6	QUOIZEL	TY1404AN TAYLOR TRACK LIGHT	OPCAL ETCHED GLASS	ANTIQUE NICKEL	43"W X 8.5"H X 3"D	LOCATION: KITCHEN






PHOTO	TAG	MANUFACTURE	PRODUCT / STYLE	COLOR	FINISH/MATERIAL	DIMENSIONS	NOTES
<u>PLUMBING FIXTURES</u>							
	PF-1	LUXART	CPDA2E-CP TOQUE	N/A	POLISHED CHROME	N/A	LOCATION: KITCHEN FAUCET
	PF-2	LUXART	LXZS771BG 16 GAUGE STAINLESS STEEL UNDER MOUNT ZERO RADIUS KITCHEN SINK	N/A	STAINLESS STEEL	32"W X 18-1/2"L X 10"D	LOCATION: KITCHEN SINK
	PF-3	PEERLESS	P3519LF TWO HANDLE WIDESPREAD FAUCET	N/A	CHROME	3 HOLE, 6-16"	LOCATION: BATHROOM FAUCET / CONTACT: NFINOTTI@SUNCOSTSALESLLC.COM
	PF-4	SOCI SINKS	VB7006 SOCI RECTANGULAR UNDERMOUNT SINK	10- WHITE	N/A	20-3/4"W x 14-3/4"D x 8"H	LOCATION: BATHROOMS
	PF-5	PEERLESS	PTT14419 TUB SHOWER TRIM KIT	N/A	CHROME	N/A	LOCATION: BATHROOMS / CONTACT: NFINOTTI@SUNCOSTSALESLLC.COM










PHOTO	TAG	MANUFACTURE	PRODUCT / STYLE	COLOR	FINISH/MATERIAL	DIMENSIONS	NOTES
<u>MISCELLANEOUS</u>							
	MISC-1	BY CONTACTOR	2" FAUX WOOD BLINDS	WHITE	WOOD	VARIES	LOCATION: ALL UNIT WINDOWS
	MISC-2	BY CONTACTOR	2 PANEL DOOR	BENJAMIN MOORE AF-715 DOLPHIN	SEMI-GLOSS	N/A	LOCATION: ALL UNIT INTERIOR DOORS
	MISC-3	WHIRLPOOL OR GE BY CONTRACTOR	APPLIANCES	N/A	STAINLESS STEEL	VARIES	LOCATION: UNIT KITCHEN. IMAGES SHOWN ARE FOR ILLUSTRATION PURPOSES ONLY. TO BE ENERGY STAR RATED.
	MISC-4	WHIRLPOOL OR GE	WASHER & DRYER	WHITE	N/A	VARIES	LOCATION: UNIT LAUNDRY IMAGES SHOWN ARE FOR ILLUSTRATION PURPOSES ONLY. DOES NOT REPRESENT ACTUAL APPLIANCES PROVIDED.
	MISC-5	TAGUE MOULDING	TL-618 BASE MOULDING	PAINTED BENJAMIN MOORE AF-715 DOLPHIN	SEMI-GLOSS	5-1/4"H X 9/16"D	LOCATION: UNIT BASE BOARD
	MISC-6	MASTERCRAFT	CRAFTSMAN E2E CASING	PAINTED BENJAMIN MOORE AF-715 DOLPHIN	SEMI-GLOSS	3-1/4"W X 9/16"D	LOCATION: UNIT WINDOW AND DOOR TRIM

PHOTO	TAG	MANUFACTURE	PRODUCT / STYLE	COLOR	FINISH/MATERIAL	DIMENSIONS	NOTES
<u>ACCESSORIES</u>							
	ACC-1	DELTA	77518 18" ARA TOWEL BAR	N/A	CHROME	20-1/8"W X 3-1/2"D X 2-1/8"H	LOCATION: BATHROOMS / CONTACT: NFINOTTI@SUNCOSTSALESLLC.COM
	ACC-2	DELTA	77546 ARA TOWEL RING	N/A	CHROME	7-1/16"W X 3-1/2"D X 7-1/4"H	LOCATION: BATHROOMS / CONTACT: NFINOTTI@SUNCOSTSALESLLC.COM
	ACC-3	MIRROR MATE	BROADWAY BRUSHED CHROME SLIM	N/A	BRUSHED CHROME	SLIM 2-1/4"W	LOCATION: BATHROOM MIRROR FRAME