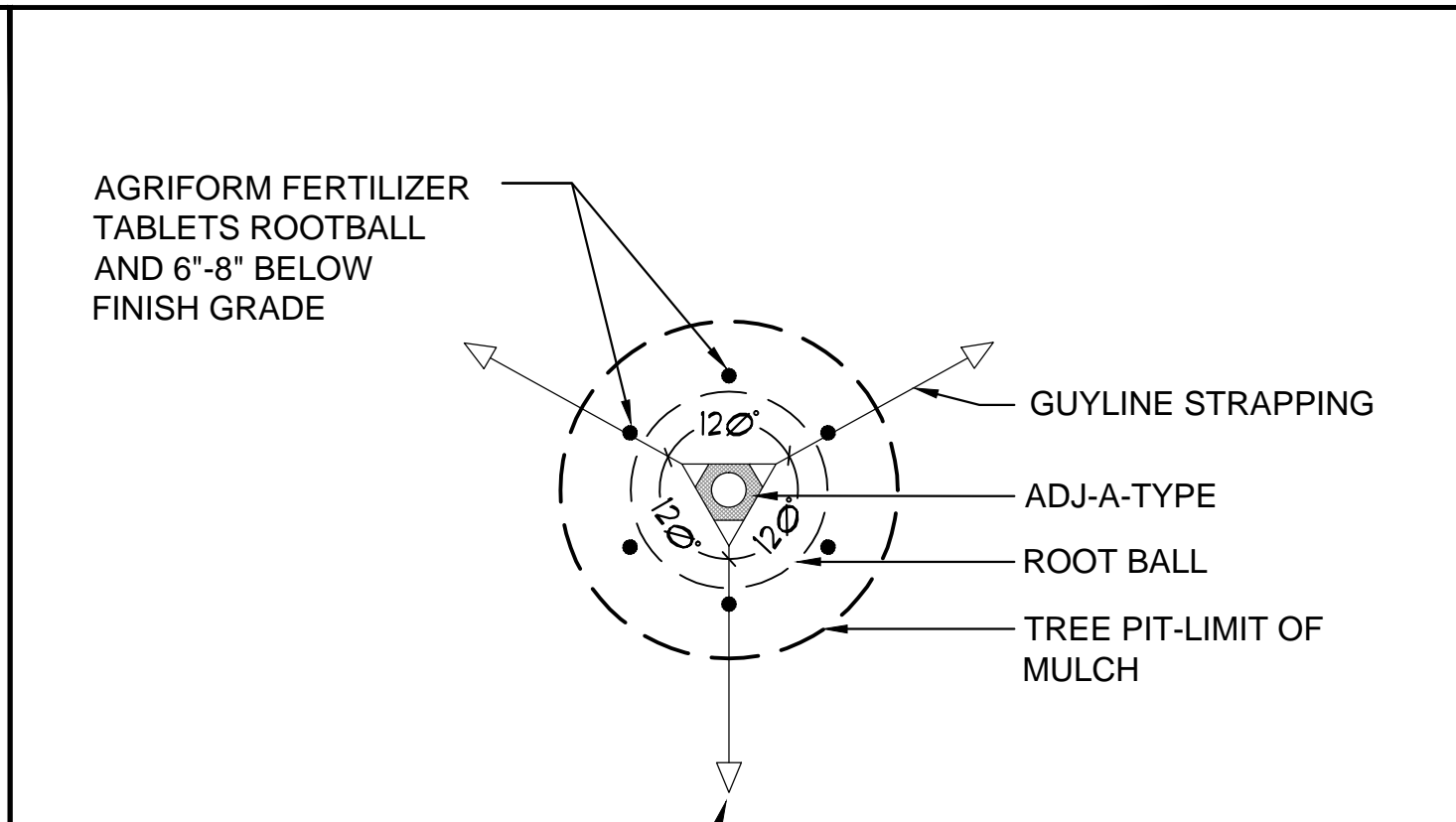


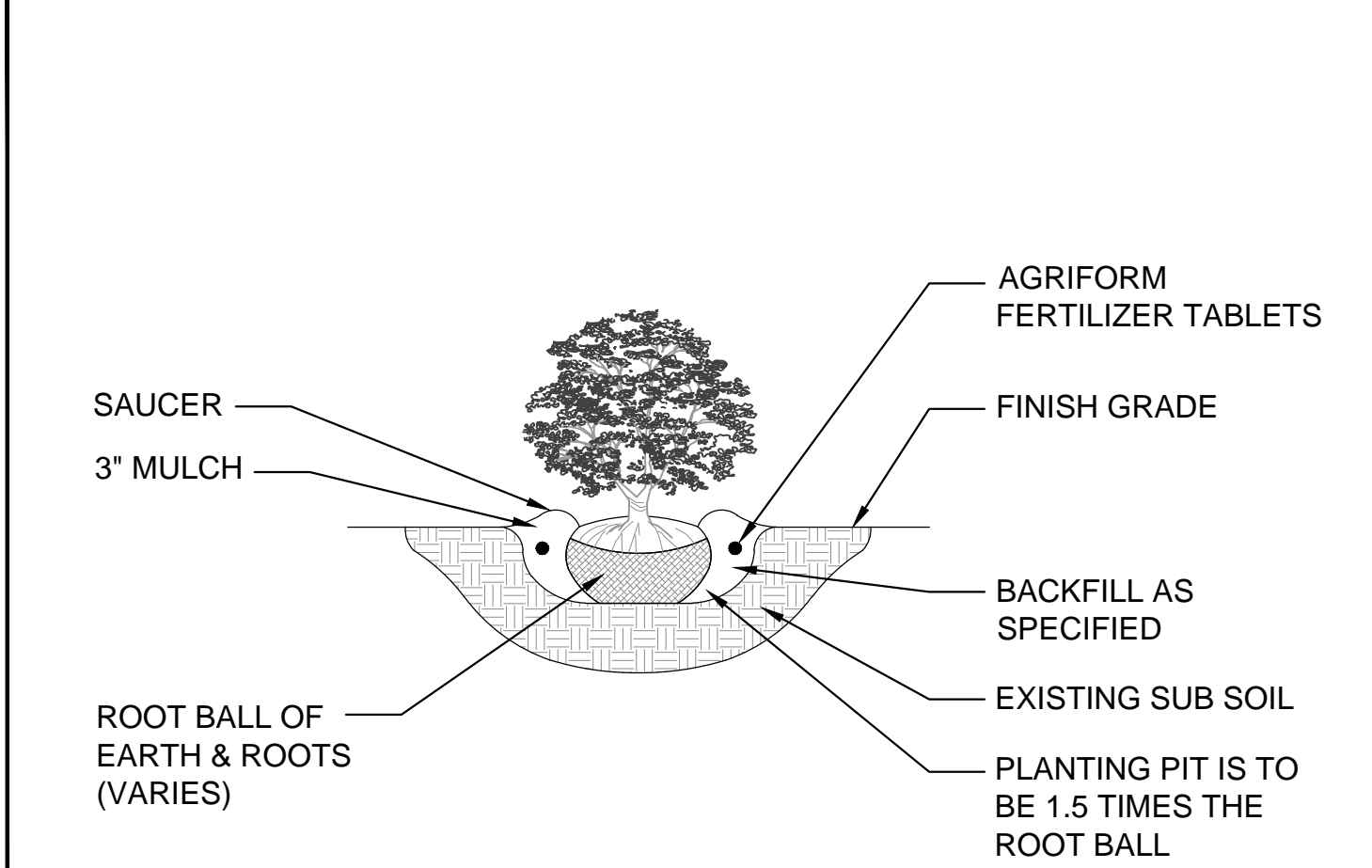
**PRO20:**  
For up to 2" Caliper Trees  
(3) ARBORGUY™ Guylines 3/4" x 12" = 600 lb test Black or Green, UV resistant, polypropylene strapping  
(3) "Tool-Free" Tension Bars™  
(3) Arrowhead \*Anchors (4" x 3-3/4")

**PRO40:**  
For up to 4" Caliper Trees  
(3) ARBORGUY™ Guylines 1"x12"= 600 lb test, Black or Green, UV resistant polypropylene strapping  
(3) "Tool-Free" Tension Bars™  
(3) Arrowhead Anchors (4-3/4"x3-3/4")

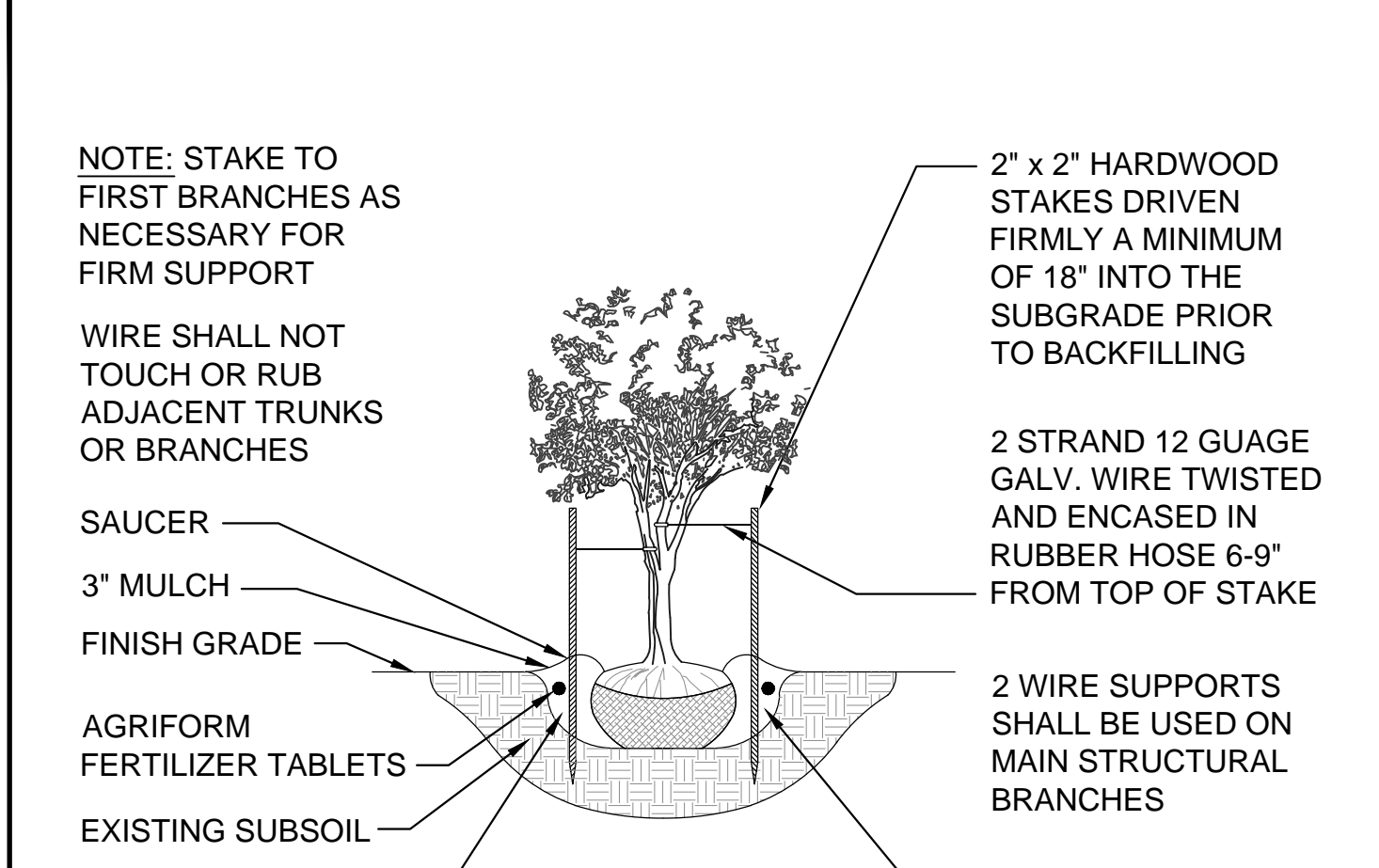
**A** ARBORGUY® PRO20/PRO40 STAKING AND PLANTING DETAIL  
N.T.S.



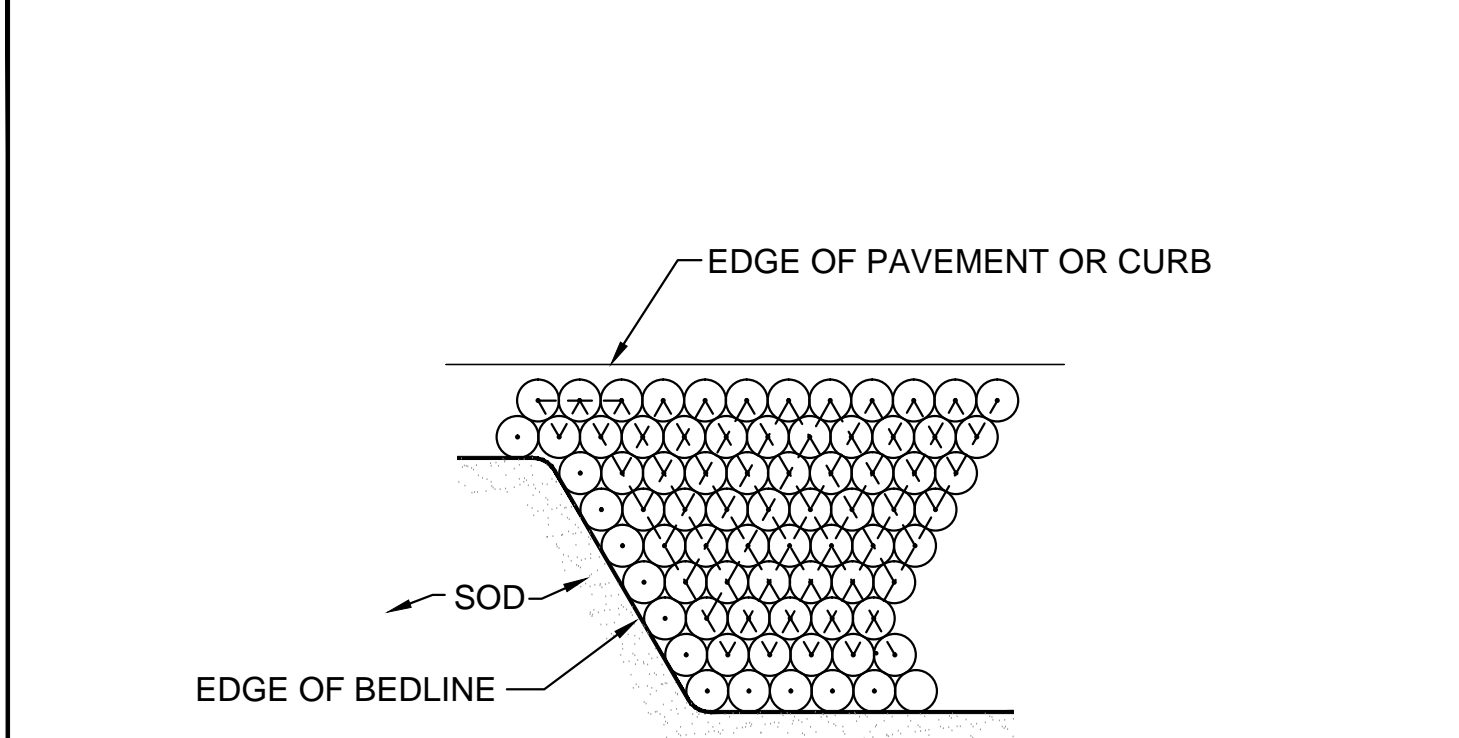
**B** TREE STAKING DETAIL  
N.T.S.



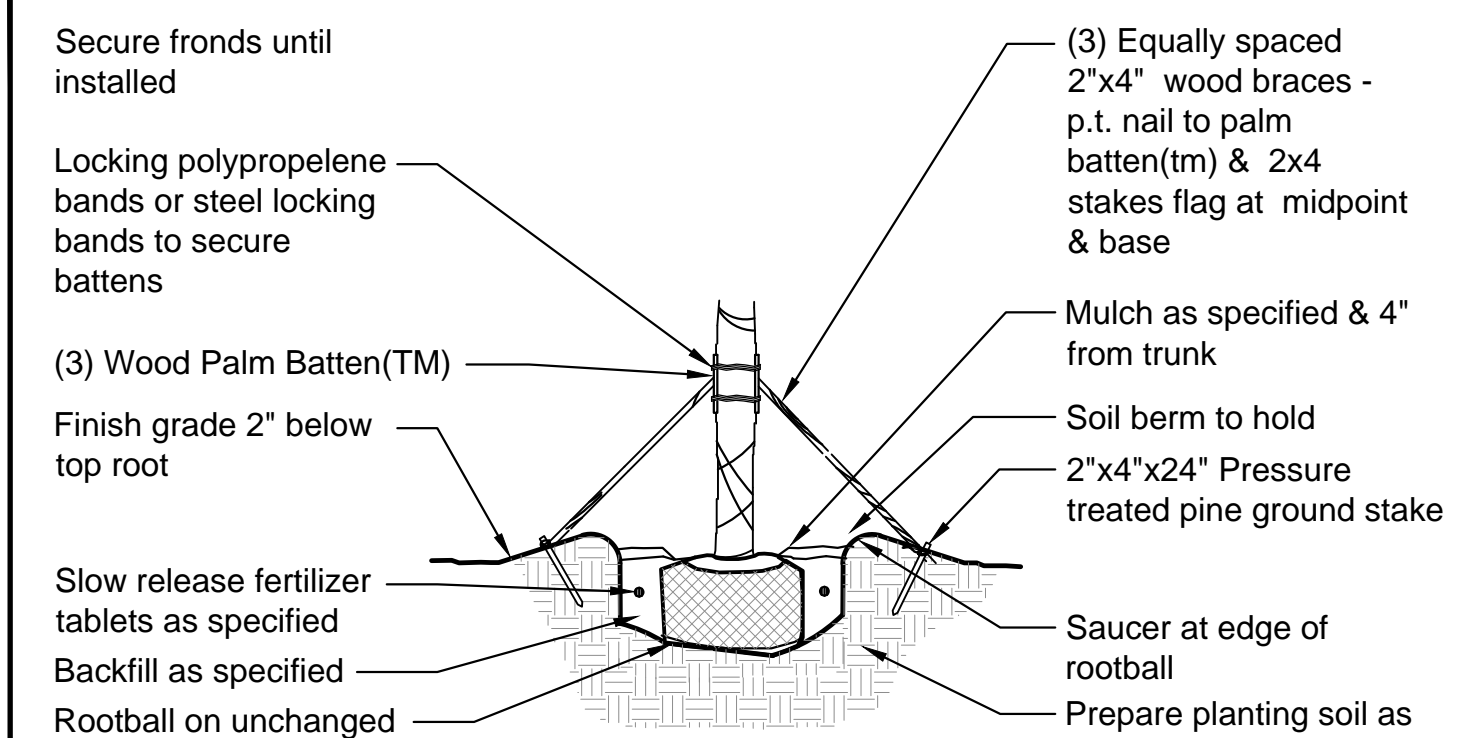
**C** TYPICAL SHRUB/GROUNDCOVER PLANTING DETAIL  
N.T.S.



**D** MULTI-TRUNK SPACING DETAIL  
N.T.S.



**E** TYPICAL SPACING DETAIL  
N.T.S.



**PBKM(Metal Bands)**  
(3) 1 1/2"x3 1/2"x12" (2x4 wood) battens with 5 layers of burlap backing and (4) staple guides for banding, pre-notched (to accept 2"x4"x8" support braces)  
(2) 44" plated carbon steel bands with tensioning and locking screw / clamp

**PBKC (Polypropelene Bands)**  
(3) 1 1/2"x3 1/2"x12" (2x4 wood) battens with 5 layers of burlap backing and (4) staple guides for banding, pre-notched (to accept 2"x4"x8" support braces)  
(2) 8"x1", 600 lb test webbing bands with metal spring locking clamps

**F** ARBORGUY® PALM BATTEN DETAIL  
N.T.S.

| Plant List - Overall |       |                                       |                         |   |
|----------------------|-------|---------------------------------------|-------------------------|---|
| Count                | SYM   | BOTANICAL                             | COMMON                  | SPECIFICATIONS                                |
| Trees                |       |                                       |                         |   |
| 66                   | AR    | Acer rubrum 'October Glory'           | October Glory Red Maple | 7-9' ht. x 4-5' spr., 3" cal., 45 gal.        |
| 40                   | CC    | Betula nigra                          | River Birch             | 6-8' ht. x 3-4' spr., 3" cal., 15 gal.        |
| 6                    | EJ    | Eriobotrya japonica                   | Loquat                  | 10-12' ht. x 5-6' spr., 3" cal., 45 gal.      |
| 20                   | ICL   | Ilex 'Cardinal'                       | Cardinal Holly          | 6' ht., 2" cal.,15 gal.                       |
| 69                   | LI    | Lagerstroemia indica 'Natchez'        | Crape Myrtle            | 6-8' ht. x 4-5' spr., 2" cal., 15 gal., multi |
| 45                   | LL    | Ligustrum lucidum                     | Ligustrum Tree          | 6-8' ht. x 4-5' spr., 2" cal., 15 gal., multi |
| 3                    | MG    | Magnolia grandiflora 'D.D. Blanchard' | DD. Blanchard Magnolia  | 9-11' ht. x 4-5' ht., 3" cal., 45 gal.        |
| 79                   | PE    | Pinus elliotii                        | Slash Pine              | 6-8' ht. x 3-4' spr., 2" cal., 15 gal.        |
| 128                  | QV    | Quercus virginiana                    | Live Oak                | 10-12' ht. x 5-6' ht., 3" cal., 45 gal.       |
| 48                   | SP    | Sabal palmetto                        | Sabal Palm              | 10' C.T. - 14' C.T.                           |
| 53                   | TD    | Taxodium distichum                    | Bald Cypress            | 10'-12' ht., 4'-5' spr., 3" cal., 30 gal.     |
| Total                |       |                                       |                         |   |
| 557                  |       |                                       |                         |   |
| Shrubs & Groundcover |       |                                       |                         |   |
| 1396                 | AR2   | Ajuga reptans                         | Bugelweed               | 1 gal., 18" o.c.                              |
| 325                  | CF    | Cyrtomium falcatum                    | Holly Fern              | 1 gal., 2' o.c.                               |
| 695                  | IP    | Illicium parviflorum                  | Yellow Anise            | 30-36" ht., 3 gal., 36" o.c.                  |
| 1064                 | LCA   | Lantana camara 'Anne Marie'           | Anne Marie Lantana      | 1 gal., 18" o.c.                              |
| 700                  | LME   | Liriope muscari 'Evergreen Giant'     | Evergreen Giant Liriope | 3 gal., 2.5' o.c.                             |
| 220                  | MC    | Muhlenbergia capillaris               | Muhly Grass             | 3 gal., 2.5' o.c.                             |
| 305                  | RIA   | Raphiolepis indica 'Alba'             | Dwarf Indian Hawthorn   | 1 gal., 2.5' o.c.                             |
| 720                  | VS    | Viburnum suspensum                    | Sandankwa Viburnum      | 30-36" ht., 3 gal., 36" o.c.                  |
| Sod & Mulch          |       |                                       |                         |   |
|                      | MULCH |                                       | Mini Pine Bark          | 3" Depth                                      |
|                      | SOD   |                                       | Bahia Sod               | solid sod, weed free, count by contractor     |
|                      | SEED  |                                       | Bahia Seed              |   |
|                      | AUG   |                                       | St. Augustine           | solid sod, weed free, count by contractor     |

#### Sod Legend:

Total Sodded Area = +/-332,421 sf. (100%)

St. Augustine= +/-42,446 sf. (13%)  
Bahia = +/-289,975 sf. (87%)

#### GENERAL LANDSCAPE NOTES:

-Landscape contractor (LC) shall be responsible for all materials and work called for on the landscape plans and in the landscape notes and legend. Plant specifications are minimum acceptable sizes. Plans shall rule if there are any quantity discrepancies between the legend and plans. Final quantity takeoffs are the responsibility of the LC. Notify the Landscape Architect of any discrepancies.

-LC shall comply with all local codes and ordinances and obtain all permits and bonds necessary to construct the project.

-LC shall coordinate their work with other contractors to assure efficient and timely completion of the work.

-LC shall be responsible for supplying all materials, labor, and equipment for the performance of their portion of the work.

-LC to verify all existing grades, dimensions, adequate drainage, suitable planting soil and field conditions and notify owner of discrepancies before proceeding with work. Per FL Statutes, LC to call Sunshine State One (811) 72 hours prior to digging to have all utilities located.

-LC to protect existing utilities, structures, surfaces, and vegetation noted to be saved and be responsible for repair/replacement.

-Protect trees to be saved per detail. Vehicle parking, material storage, or soil removal/addition is not permitted within driplines.

-Round-Up shall be applied twice at ten day intervals onto all existing vegetation, sod, and groundcover areas that are to be replanted. Extreme care shall be taken to prevent overspray and/or drift onto existing plant material to be saved. Mfr's recommendations shall be followed. Remaining weeds and their roots shall be removed by hand prior to installation of plants. Resprouting weeds and plants are the responsibility of the LC through the one year warranty period.

-All plant materials shall be graded Florida No. 1 or better as outlined under current Grades and Standards for Nursery Plants, Division of Plant Industry, State of Florida, unless otherwise noted. All plants not listed shall conform to a Florida No. 1 or better as to: (1) health and vitality, (2) condition of foliage, (3) root system, (4) freedom from pest or mechanical damage, (5) heavily branched and densely foliated according to the accepted normal shape of the species. **LC to obtain written certification from nurseries that plant materials are Florida No. 1 or better.** Trees up to 4" caliper measured at 6" above soil line and over 4" caliper at 12" above soil line unless otherwise noted. All specifications to be met or exceeded unless otherwise noted. All rootballs and containers to be free of weeds and their roots.

-Planting soil of Fla. peat mixed 1/2 with clean topsoil for the backfilling of plant pits and beds shall be required only if existing soil is unsuitable for planting and/or contains lime rock or construction debris (to be removed).

**-Trees and palms shall be installed so their top main root at the trunk is visible and 2" above finished grade. If root is buried, remove soil from the top of the rootball prior to installation. Do not apply the 1 1/2" of mulch to the top of the rootball until after inspection of each tree or palm.**

-Landscape Architect is not responsible for adverse soil or drainage conditions, determining sub-surface soil conditions, underground objects/utilities or the accuracy of property lines or information portrayed on surveys or on documents or plans provided by others. Owner or their agent is solely responsible for future maintenance of all plantings to maintain safe visibility within all visibility sight triangles and vehicular use and pedestrian areas within and immediately adjacent to the site.

**-Finished grade prior to mulching or sodding to be 3" below top of adjacent surfaces such as walks, curbs and driveways extending perpendicularly from the surface edge for a minimum distance of 18". See detail.**

-All palms, trees, shrubs, and groundcovers shall be fertilized with Agriform 20-10-5 or SierraTabs 16-8-12 planting tablets. One tablet/ 1 gal, 2 tablets/ 3 gal, 3 tablets/ 5 or 7 gal, 4 tablets/ 10 gal and one tablet/ each 1/2" of tree trunk diameter. Application shall be as per the details and mfr's recommendation.

-All planting beds (except for annuals) and trees to receive med. pine bark mulch. **Due to environmental concerns, cypress mulch shall NOT be used.** All tree rootballs (which require 4 foot wide mulch rings in turf areas) shall be mulched to a maximum 1 1/2" depth (to aid water penetration) following inspection. All other planting beds to receive a 3" depth. Mulch shall not touch trunks or stems or be applied within the crowns of groundcovers or over their branches or foliage. **Mulch is to be applied by hand and shall not be "blown in".**

-LC to maintain all plant material in a plumb, upright and stable condition. All trees/palms to be guyed/staked as per details.

-LC to remove all bags (unless biodegradable), tags, ties, wires, ropes, stakes and nursery attachments from all plant material.

-LC shall be responsible to keep plant material in a healthy, watered, insect/pest free condition until owner's final acceptance.

-LC to provide a one-year warranty for trees/palms, shrubs, groundcovers, and vines and thirty days for sod. Warranty period shall start with final acceptance by owner. All plant material shall be alive and in satisfactory growth at the end of the warranty period. Replacement plant material shall be warranted for ninety days (sod for thirty days) from replacement date.

Warranty shall apply only to material that dies due to poor quality, improper handling, or installation practices. Generally, material transplanted on-site shall not be warranted. Adverse weather conditions shall not apply. Proper watering and maintenance are the owner's responsibility during the warranty period.

-Provide 100% coverage of all landscape areas using automatic underground irrigation system with rain sensor.

FOR BID PURPOSES ONLY.  
NOT FOR CONSTRUCTION

NOTE: Failure to notify Landscape Architect of plan, detail, or specification discrepancies prior to construction, makes contractor responsible for all costs incurred for construction charges, not the owner or his representative (Landscape Dynamics Construction Co. Inc.) The Owner must maintain the height of all plants within the "Line-Of-Site" triangle area to a height of no greater than 24" above grade for shrubs and groundcover, and tree branching no lower than 72" above finish grade, to ensure clear site line views toward traffic at road and driveway intersections. Landscape Dynamics Construction Co. Inc., is not responsible for continued maintenance of such plant material. The owner, leasing company and/or the landscape maintenance company accepts full responsibility for these maintenance requirements.LANDSCAPE CONTRACTOR TO HAND WATER ALL PLANT / TREE MATERIAL FOR AT LEAST 30 DAYS AFTER INSTALLATION.

48 HOURS BEFORE YOU DIG  
CALL SUNSHINE  
1-800-432-4770 or 811  
IT'S THE LAW IN FLORIDA  
FLORIDA LAW REQUIRES  
EXCAVATORS TO NOTIFY  
OWNERS OF UNDERGROUND  
FACILITIES NO LESS THAN TWO  
(2) DAYS PRIOR TO EXCAVATION

LANDSCAPE ARCHITECT  
Robert R. Buchanon LA0000932  
Landscape Dynamics Construction Co. Inc. hereby certifies that it is the owner of the copyright and other proprietary rights in these plans, specifications, and designs. These plans, specifications, and designs are not to be reproduced, changed, or copied in any form or manner whatsoever, nor are they to be assigned to any third party, without first obtaining the express written permission from Landscape Dynamics Construction Co. Inc.

Ph: 407-677-0677 - Fax: 407-677-0669 - Email: Jason@landscape-dynamics.com  
**Summer Bay Resort**  
28 Town Center Blvd., Suite C  
Clermont, FL 34714  
PHN: 888-742-1100  
FAX: 352-242-3828

LANDSCAPE  
**Dynamics**  
CONSTRUCTION CO. INC.  
LANDSCAPE ARCHITECTS AND PLANNERS

P.O. BOX 2852 - Winter Park, Florida 32790-2852  
**REVISIONS**  
11/5/2013  
Landscape  
County Comments

DATE: 11-18-13  
JOB NUMBER: 2013-043  
DRAWN BY: BRB  
FILE: Landscape  
SCALE: N.T.S.

**L-4**